



By Appointment  
MOTOR MOWER MANUFACTURERS  
CHARLES H. PEUGH LTD

# ATCO

12in. and 14in.

MOTOR  
MOWERS

## SPARE PARTS LIST

This list applies to  
machines sold during  
and after 1946

# INDEX

	<i>Page</i>
CLUTCH - - - - -	5
CUTTER - - - - -	5 & 7
REAR ROLLER - - - - -	7
INTERMEDIATE SHAFT - - - - -	9
FRONT ROLLER - - - - -	9
FRAME - - - - -	9
GRASS BOX, CHAINS & TOOLS - - - - -	11
ENGINE - - - - -	11 & 12
CARBURETTER - - - - -	12
ATCO DEPOT ADDRESSES - - - - -	BACK COVER

This List comprises all replacement parts normally required. Any parts not included in this List are very rarely required, but prices and prompt delivery may be had from Atco Depots, or overseas from the Agent who supplied the machine.

To assist in maintaining prompt delivery please quote Part Number (not Illustration Number) and whenever possible size of machine. The terms LEFT and RIGHT-hand refer to the left and right-hand sides of the machine as seen by the operator when looking forward from handles to grass-box.


If the old part is sent as sample it should be despatched Carriage Paid to the Atco Depot or Agent labelled with sender's full name and address.

It is essential that users, in their own interest, should **INSIST** on genuine Atco replacement parts being fitted when service is carried out. They should make it a condition in placing any orders for service or supply of parts, that only genuine Atco parts are fitted or supplied.

We draw attention to this because of cases which have come to our knowledge where subsequent troubles (for which we can accept no responsibility whatever), have been traced to the fitment of parts not of our manufacture or approval.

Genuine Atco parts are made to precision limits and of material which has been specified as the result of the world's widest experience of the requirements of a motor lawn mower. They are subject to rigid inspection and ample stocks are carried by all Atco Depots and Agents overseas.





### 12in. and 14in. CLUTCH UNIT

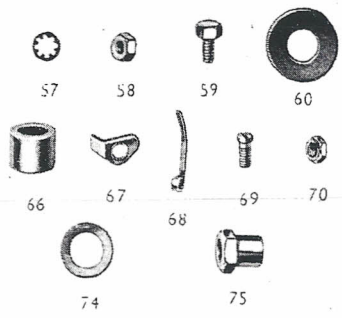

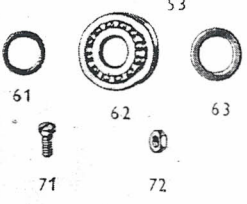
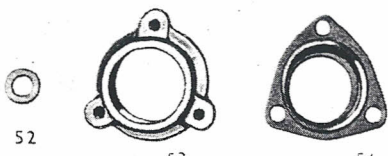
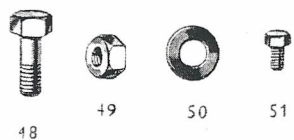
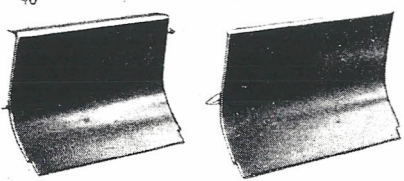
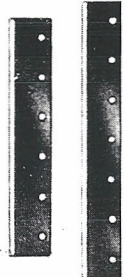
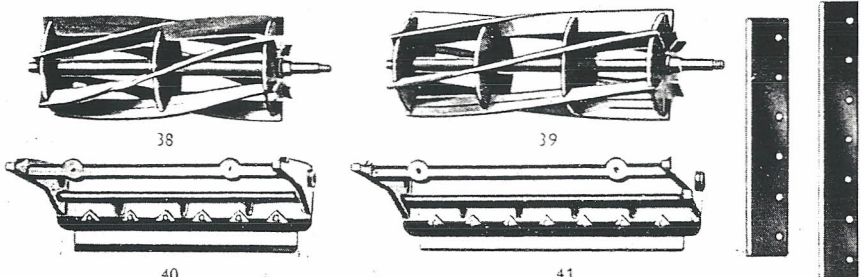
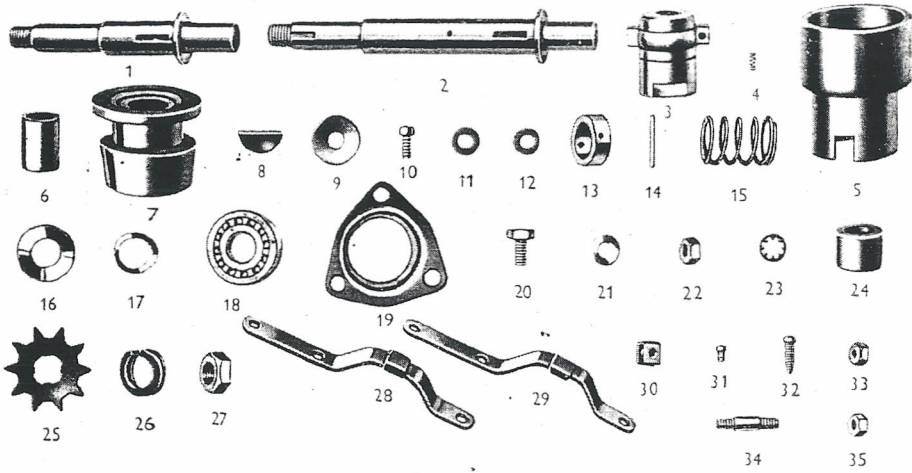
Illust. No.	Description	Part No.	No. per Unit
1	Clutch Shaft, 12in. ... ..	H.27	1
2	Clutch Shaft, 14in. ... ..	H.28	1
3	Coupling Assembly ... ..	H.307	1
4	Spring for Dog ... ..	H.306	2
5	Outer Member Assembly ... ..	H.304	1
6	Bush for Outer Cone ... ..	H.118	1
7	Inner Member Assembly ... ..	H.305	1
8	Woodruff Key, $\frac{3}{8}$ in. ... ..	R.316	1
9	Outer Washer, $\frac{1}{4}$ in. ... ..	H.161	1
10	Screw for Shaft ... ..	R.78	1
11	Shim, $\frac{1}{16}$ in. hole .003in. thick ... ..	H.322	As required
12	Shim, $\frac{1}{16}$ in. hole .005in. thick ... ..	H.323	As required
13	Retaining Ring, 14in. ... ..	H.320	1
14	Taper Pin, 14in. ... ..	H.321	1
15	Spring for Clutch ... ..	H.130	1
16	Washer, dirt excluding ... ..	Q.140	1
17	Distance Piece for Washer ... ..	Q.135	1
18	Ball Bearing, self-aligning ... ..	Q.8	1
19	Bearing Housing ... ..	Q.89	1
20	Bolt for Housing ... ..	R.11	3
21	Washer, plain $\frac{3}{16}$ in. ... ..	R.182	2
22	Nut for Housing ... ..	R.138	3
23	Washer, shakeproof $\frac{3}{16}$ in. ... ..	R.215	3
24	Spacing Collar for Sprocket ... ..	H.268	1
25	Sprocket, 10T $\frac{1}{2}$ in. x $\frac{3}{16}$ in. ... ..	M.42	1
26	Spring Washer, $\frac{3}{8}$ in. girder ... ..	R.235	1
27	Nut for Shaft ... ..	R.150	1
28	Clutch Operating Fork (Upper) ... ..	H.205	1
29	Clutch Operating Fork (Lower) ... ..	H.206	1
30	Hardened Tip for Fork ... ..	H.165	2
31	Rivet for Tip ... ..	R.267	2
32	Screw for Lever ... ..	R.66	2
33	Nut for Screw ... ..	R.131	2
34	Joint Pin for Clutch Lever ... ..	G.254	1
35	Nut for Pin, $\frac{1}{2}$ in. B.S.F. ... ..	R.134	2
36	Clutch Lever, 12in. ... ..	G.274	1
37	Clutch Lever, 14in. ... ..	G.275	1

### 12in. and 14in. CUTTING UNIT

Illust. No.	Description	Part No.	No. per Unit
38	Cutting Cylinder (6 blades), 12in. ... ..	M.8	1
39	Cutting Cylinder (6 blades), 14in. ... ..	M.22	1
40	Carrier with Bottom Blade, 12in. ... ..	M.73	1
41	Carrier with Bottom Blade, 14in. ... ..	M.74	1
42	Bottom Blade (ground), 12in. ... ..	M.126	1
43	Bottom Blade (ground), 14in. ... ..	M.125	1
44	Screw for Blade, 12in. ... ..	M.112	6
	Screw for Blade, 14in. ... ..		7
45	Insert for Bottom Blade Screw, 12in. ... ..	M.113	6
	Insert for Bottom Blade Screw, 14in. ... ..		7
46	Carrier Plate, 12in. ... ..	M.150	1
47	Carrier Plate, 14in. ... ..	M.149	1
48	Pivot Pin ... ..	M.88	2
49	Nut for Pivot Pin, $\frac{1}{2}$ in. ... ..	R.149	2
50	Washer, plain $\frac{1}{2}$ in. ... ..	R.188	2

continued overleaf

**BEFORE ORDERING READ PAGE 2**



**12in. and 14in. CUTTING UNIT—continued from overleaf**

<i>Illust. No.</i>	<i>Description</i>	<i>Part No.</i>	<i>No per Unit</i>
51	Set Screw for securing Delivery Plate ...	R.11	2
52	Washer for Set Screw, $\frac{1}{16}$ in. ...	R.183	2
53	Bearing Housing, R.H. ...	Q.92	1
54	Bearing Housing, L.H. (steel) ...	Q.89	1
55	Bolt for Steel Housing ...	R.11	3
56	Washer, plain $\frac{1}{16}$ in. ...	R.182	5
57	Washer, $\frac{1}{16}$ in. shakeproof ...	R.215	3
58	Nut for Steel Housing, $\frac{1}{16}$ in. B.S.F. ...	R.138	3
59	Bolt for Aluminium Housing ...	R.10	3
60	Washer, dirt excluding ...	Q.134	2
61	Distance Piece for Washer ...	Q.135	2
62	Ball Bearing, self-aligning ...	Q.8	2
63	Washer for Shaft, $\frac{1}{16}$ in. x $1\frac{1}{8}$ in. ...	M.167	1
64	Ratchet Wheel Assembly ...	M.168	1
65	Chainwheel Assembly ...	M.169	1
66	Spacing Collar for Sprocket ...	H.268	1
67	Pawl for Cutter Free-wheel ...	M.170	2
68	Spring for Pawl ...	M.171	2
69	Pin for Pawl ...	M.172	2
70	Nut for Pawl Pin ...	R.135	2
71	Pin for Spring ...	M.173	2
72	Nut for Spring Pin ...	R.134	2
73	Stop for Spring ...	M.174	2
74	Washer for Shaft Nut ...	M.167	1
75	Nut for Shaft ...	M.50	1

**12in. and 14in. REAR ROLLER UNIT**

<i>Illust. No.</i>	<i>Description</i>	<i>Part No.</i>	<i>No. per Unit</i>
76	Rear Roller Shaft, 12in. ...	J.26	1
77	Rear Roller Shaft, 14in. ...	J.32	1
78	Key for Shaft (Woodruff) ...	R.321	1
79	Ratchet Wheel ...	J.113	1
80	Rear Roller (Aluminium), 12in. ...	J.60	2
81	Rear Roller (Aluminium), 14in. ...	J.73	2
82	Tag Washer ...	J.198	4
83	Bush for Roller ...	J.98	2
84	Pawl only ...	J.164	4
85	Pawl Spring ...	J.124	4
86	Tab Washer, "T" shaped ...	R.203	8
87	Bolt for Disc Assembly ...	R.54	8
88	Washer, dirt excluding ...	Q.134	2
89	Distance Piece for Washer ...	Q.135	2
90	Ball Bearing, self-aligning ...	Q.8	2
91	Bearing Housing, R.H. ...	Q.92/3	1
92	Bearing Housing, L.H. ...	Q.89	1
93	Bolt for Steel Housing ...	R.11	3
94	Washer, plain $\frac{1}{16}$ in. ...	R.182	5
95	Washer, shakeproof $\frac{1}{16}$ in. ...	R.215	3
96	Nut for Housing Bolt, $\frac{5}{16}$ in. B.S.F. ...	R.138	3
97	Bolt for Aluminium Housing ...	R.10	3
98	Shim, $\frac{3}{4}$ in. hole .020 thick ...	J.176	As required
99	Shim, $\frac{3}{4}$ in. hole .010 thick ...	J.177	As required
100	Chainwheel, 28T. ...	J.253	1
101	Washer for Shaft, $\frac{5}{8}$ in. ...	R.190	1
102	Nut for Shaft ...	R.150	1

**BEFORE ORDERING READ PAGE 2**







76



77



78



82



79

80

81



83



84



85



86



87



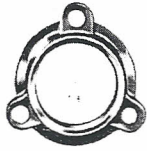
88



89




90



91



92



100



93



94



95



96



97



98



99




101



102



103



104



105



106



107



108



109



110



111



112



113



114



115



116



117



118



119



120



121



122



## 12in. and 14in. INTERMEDIATE SHAFT UNIT

Illust. No.	Description	Part No.	No. per Unit
103	Intermediate Shaft ... ..	H.50	1
104	Chainwheel Assembly ... ..	H.243	1
105	Bush for Chainwheel, $\frac{3}{8}$ in. o.d., $\frac{3}{8}$ in. i.d., 1 $\frac{1}{2}$ in. long ... ..	J.128	1
106	"D" Washer, $\frac{1}{2}$ in. ... ..	R.209 <sup>1</sup>	1
107	Washer for Shaft, plain $\frac{1}{2}$ in. ... ..	R.188 <sup>1</sup>	1
108	Nut for Shaft... ..	R.150	1
109	Dome Collar for Shaft ... ..	H.57	1
110	Split Pin, $\frac{3}{32}$ in. x 1 $\frac{1}{2}$ in. ... ..	R.309	1


## 12in. and 14in. FRONT ROLLER

Illust. No.	Description	Part No.	No. per Unit
111	Shaft for Roller, 12in. ... ..	K.87	1
112	Shaft for Roller, 14in. ... ..	K.90	1
113	Wood Roller, 12in. ... ..	K.10	2
114	Wood Roller, 14in. ... ..	K.11	2
115	Brass Liner for Roller, 7in., 12in. ... ..	K.58	2
116	Brass Liner for Roller, 8in., 14in. ... ..	K.62	2
117	Bracket for Front Roller Shaft ... ..	K.157	2
118	Bolt for Front Roller Bracket ... ..	R.89	4
119	Nut for Bolt ... ..	R.142	4
120	Washer for Bolt ... ..	R.185	4
121	Washer (piped) ... ..	K.141	2
122	Nut for Shaft... ..	R.142	2

## 12in. and 14in. FRAME UNIT

Illust. No.	Description	Part No.	No. per Unit
123	Oiler for Shaft Bearing (short) ... ..	G.29	2
124	Oiler for Shaft Bearing (long) ... ..	G.30	1
125	Handle Tie Welded Assembly, 12in. ... ..	G.27	1
126	Handle Tie Welded Assembly, 14in. ... ..	G.28	1
127	Chain Cover ... ..	G.78	1
128	Kick Starter Pedal Assembly ... ..	G.132	1
129	Spring for Kick Start ... ..	G.153	1
130	Foot Starter Quadrant only ... ..	G.162	1
131	Rivets, $\frac{3}{16}$ in. x $\frac{1}{8}$ in. ... ..	R.300	3
132	Stop Pin for Starter Pedal ... ..	G.139	1
133	Sleeve for Starter Pedal Boss ... ..	G.140	1
134	Sleeve for Kick Starter Pin... ..	G.166	1
135	Chain Tensioner ... ..	G.321	1
136	Bracket Conveyor Adjusting Assembly ... ..	G.339	2
137	Screw, Adjusting, 1 $\frac{1}{2}$ in. long B.S.F. ... ..	G.343	4
138	Metal Handle Grip ... ..	G.227	2
139	Fuel Tank, 12in. ... ..	L.10	1
140	Fuel Tank, 14in. ... ..	L.14	1
141	Filler Cap ... ..	L.34	1
142	Washer for Filler Cap ... ..	L.35	1
143	Fuel Tap ... ..	L.36	1
144	Washer for Tap ... ..	L.37	1
145	Tank Stay ... ..	L.68	2
146	Set Pin for Tank ... ..	R.11	2
147	Washer, shakeproof $\frac{3}{16}$ in. ... ..	R.215	2

**BEFORE ORDERING READ PAGE 2**



**12in. and 14in. GRASS BOX, CHAINS AND TOOLS**

<i>Illust. No.</i>	<i>Description</i>	<i>Part No.</i>	<i>No. per Unit</i>
	Grass Box, 12in. (not illustrated) ... ..	<b>N.23</b>	1
	Grass Box, 14in. (not illustrated) ... ..	<b>N.24</b>	1
148	Chain, 51 pitches ... ..	<b>P.20</b>	1
149	Chain, 36 pitches ... ..	<b>P.13</b>	1
150	Chain, 34 pitches ... ..	<b>P.12</b>	1
151	Connecting Link ... ..	<b>P.76</b>	3
152	Double Cranked Link ... ..	<b>P.83</b>	As required
153	Spanner, D.E. $\frac{1}{2}$ in. x $\frac{3}{16}$ in. ... ..	<b>S.30</b>	1
154	Spanner, D.E. $\frac{1}{2}$ in. x $\frac{3}{16}$ in. ... ..	<b>S.29</b>	1
155	Spanner, D.E. $\frac{3}{4}$ in. x $\frac{3}{16}$ in. ... ..	<b>S.28</b>	1
156	Spanner, S.E. for Sparking Plug ... ..	<b>S.25</b>	1
157	Spanner (Magneto) ... ..	<b>S.37</b>	1
158	Oil Can ... ..	<b>S.42</b>	1

**12in. and 14in. ENGINE UNIT**

<i>Illust. No.</i>	<i>Description</i>	<i>Part No.</i>	<i>No. per Unit</i>
159	Sparking Plug ... ..	<b>A.39</b>	1
160	Piston ... ..	<b>A.522</b>	1
161	Piston Rings ... ..	<b>A.524</b>	2
162	Small End Bush ... ..	<b>A.528</b>	1
163	Gudgeon Pin ... ..	<b>A.526</b>	1
164	Circlip for Gudgeon Pin ... ..	<b>A.530</b>	2
165	Crank Pin ... ..	<b>A.14</b>	1
166	Crank Pin Plug ... ..	<b>A.43</b>	2
167	Connecting Rod ... ..	<b>A.13</b>	1
168	Big End Rollers (bronze or steel) ... ..	<b>A.15</b>	16
169	Cylinder Joint Washer ... ..	<b>A.531</b>	1
170	Cylinder Stud, $\frac{7}{16}$ in. x $1\frac{1}{4}$ in. ... ..	<b>A.23</b>	4
171	Spring Washer, $\frac{7}{16}$ in. ... ..	<b>A.24</b>	4
172	Nut for Cylinder Stud, $\frac{7}{16}$ in. x 26T ... ..	<b>A.25</b>	4
173	Crank Case Stud, $\frac{1}{2}$ in. x $1\frac{1}{4}$ in. ... ..	<b>A.26</b>	2
174	Nut for Stud, $\frac{1}{2}$ in. x 26T ... ..	<b>R.134</b>	4
175	Spring Washer, $\frac{1}{2}$ in. ... ..	<b>R.228</b>	4
176	Engine Stud, $\frac{3}{8}$ in. x $2\frac{3}{4}$ in. ... ..	<b>A.36</b>	4
177	Washer, $\frac{3}{8}$ in. ... ..	<b>R.185</b>	8
178	Nut for Stud, $\frac{3}{8}$ in. x 26T. ... ..	<b>A.37</b>	8
179	Crankcase Drain Plug ... ..	<b>A.29</b>	1
180	Washer, Fibre for Drain Plug ... ..	<b>A.30</b>	1
181	Silencer Body ... ..	<b>E.15</b>	1
182	Silencer End (large hole) ... ..	<b>E.32</b>	1
183	Silencer End (small hole) ... ..	<b>E.33</b>	1
184	Silencer Central Tube ... ..	<b>E.55</b>	1
185	Nut for Central Tube, $\frac{3}{8}$ in. ... ..	<b>R.142</b>	1
186	Washer, $\frac{3}{8}$ in. ... ..	<b>R.185</b>	1
187	Exhaust Flange Stud ... ..	<b>A.41</b>	2
188	Washer for Exhaust Flange Stud ... ..	<b>R.214</b>	2
189	Nut for Exhaust Flange Stud ... ..	<b>A.42</b>	2
190	Outer Flange Silencer ... ..	<b>E.130</b>	1
191	Inner Flange Silencer ... ..	<b>E.129</b>	1
192	Exhaust Joint Washer ... ..	<b>E.125</b>	1
193	Exhaust Joint Washer (shaped) ... ..	<b>E.128</b>	1
194	Condenser Box with Condenser ... ..	<b>C.66</b>	1
195	Stud for Condenser Box ... ..	<b>C.36</b>	2
196	Washer for Stud ... ..	<b>C.21</b>	2
197	Nut for Stud ... ..	<b>C.22</b>	2
198	Bracket with Point ... ..	<b>C.67</b>	1
199	Insulating Pad ... ..	<b>C.68</b>	1

*continued overleaf*

**BEFORE ORDERING READ PAGE 2**

12in. and 14in. ENGINE UNIT—continued from overleaf

Illust. No.	Description	Part No.	No per Unit
200	Locking Screw for Point Bracket ... ..	C.69	1
201	Washer for Screw ... ..	C.41	1
202	Insulating Washer for Screw ... ..	C.70	1
203	L.T. Lead with Sleeve ... ..	C.46	1
204	Low Tension Lead Shoe ... ..	C.71	1
205	Screw for L.T. Lead ... ..	C.26	1
206	Washer for Screw ... ..	C.72	1
207	Rocker Arm ... ..	C.32	1
208	Rocker Arm Spring ... ..	C.33	1
209	Condenser only ... ..	C.40	1
210	Cover for Condenser Box ... ..	C.37	1
211	Ignition Coil ... ..	C.54	1
212	High Tension Lead complete, 17in. ... ..	C.45	1
213	Felt Washer ... ..	C.47	1
214	Screw for High Tension Terminal ... ..	C.49	1
215	Spring for High Tension Terminal ... ..	C.48	1
216	High Tension Terminal Pad ... ..	C.50	1
217	Fixing Screw for Two Pin Armature Plate ... ..	C.25	2
218	Screw for Pole Piece ... ..	C.51	4
219	Fixing Screw, Coil End ... ..	C.61	4
220	Coil Locking Screw ... ..	C.62	2
221	Free Wheel and Boss Assembly ... ..	C.77	1
222	Washer for Starter Free Wheel ... ..	C.80	1
223	Pawl for Starter Free Wheel ... ..	C.81	1
224	Spring for Pawl ... ..	C.79	1

12in. and 14in. CARBURETTER

Illust. No.	Description	Part No.	No. per Unit
225	Midget Carburetter Body ... ..	D.210	1
226	Top Cap and Guide Pin ... ..	D.211	1
227	Top Ring ... ..	D.216	1
228	Body Clip ... ..	D.212	1
229	Screw for Clip ... ..	D.60	1
230	Throttle ... ..	D.214	1
231	Centre Piece and Jet No. 8J ... ..	D.213	1
232	Washer for Centre Piece ... ..	D.41	1
233	Screw for Centre Piece ... ..	D.220	1
234	Needle No. 3 ... ..	D.223	1
235	Needle Adjuster Screw ... ..	D.215	1
236	Needle Spring ... ..	D.224	1
237	Tickler ... ..	D.217	1
238	Tickler and Throttle Spring ... ..	D.222	1
239	Strangler Plate ... ..	D.232	1
240	Screw for Strangler Plate ... ..	D.219	1
241	Spring Washer for Strangler Screw ... ..	D.231	1
242	Washer for Banjo Union (small hole) ... ..	D.225	1
243	Washer for Banjo Union (large hole) ... ..	D.226	1
244	Gauze for Banjo Screw ... ..	D.227	1
245	Fuel Needle ... ..	D.36	1
246	Control Cable complete (short) ... ..	D.228	1
247	Body for Control Lever ... ..	D.49	1
248	Screw for Control Body Clip ... ..	D.60	2
249	Control Lever only ... ..	D.47	1
250	Washer for Control Body ... ..	D.55	1
251	Spring Washer for Control Body ... ..	D.65	1
252	Petrol Pipe (flexible) ... ..	D.197	1

NOTE.—See spares list dated 1939 for spares for the Midget Carburetter, recognised by an intake of  $\frac{3}{8}$ in. bore.

BEFORE ORDERING READ PAGE 2



# ATCO DEPOTS

LONDON : Progress Way, Croydon. Telephone : Croydon

CAMBRIDGE : Hills Road. Telephone : Cambridge 87462

BIRMINGHAM : 1210 Stratford Road, Hall Green.  
Telephone : Springfield 2132

NEWPORT, MON. : 410 Chepstow Road. Telephone : 7141

ORMSKIRK, LANCs. : County Road. Telephone : 239

SHEFFIELD : Rotherham Road, Eckington. Telephone : Eckington

DARLINGTON : 396 North Road. Telephone : 2671

EXETER : Alphington. Telephone : 3882

READING : 106 Bath Road, Calcot. Telephone : 3443

SCOTLAND : Industrial Estate, Larkhall, Lanarkshire.  
Telephone : Larkhall 370

BELFAST : Stanley Harvey & Co., Clarence Street West.  
Telephone : Belfast 22654

DUBLIN : Irish Arco Ltd., 16 & 18 Orwell Road, Rathgar.  
Telephone : Dublin 97122