

ILLUSTRATED LIST OF PARTS
FOR


Ransomes

“OVERGREEN” TRACTORS

MARKS 3, 4 & 5

INCLUDING

“SISIS” EQUIPMENT

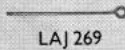
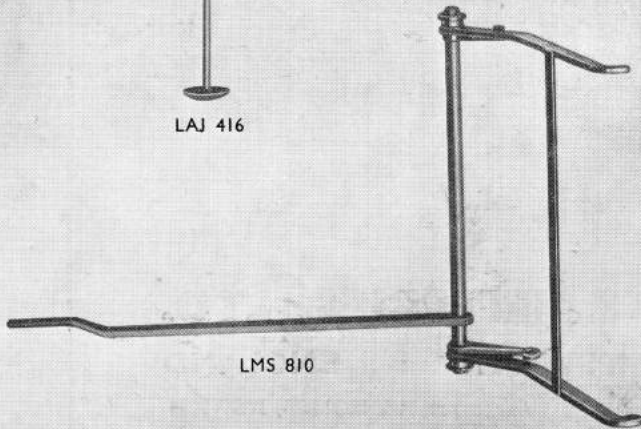
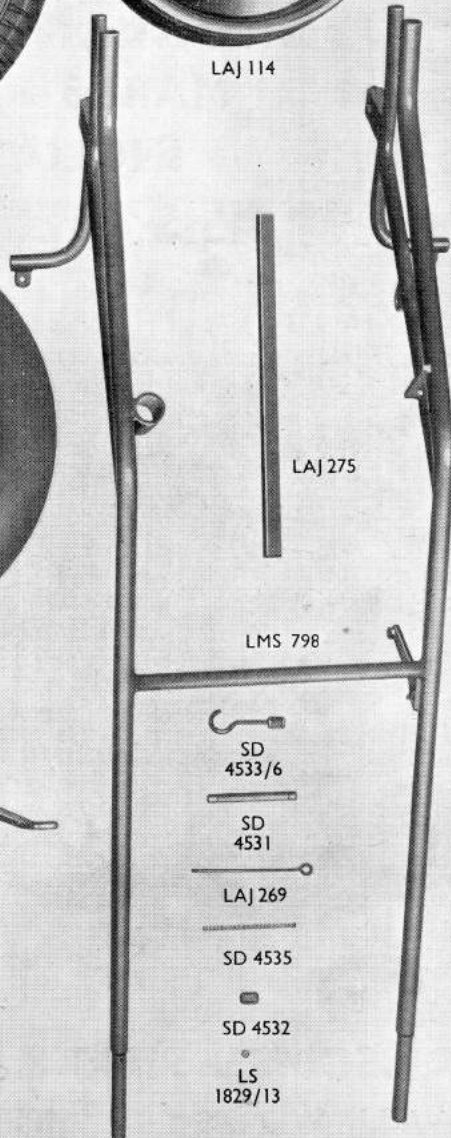





RANSOMES SIMS & JEFFERIES, LTD.


ORWELL WORKS : IPSWICH : ENGLAND

Telephone: IPSWICH 2201 (6 lines)

Telegrams: RANSOMES, IPSWICH



18849





LAJ 139



LAJ 136




SD 5307



LAJ 413



C 9714



LMS 794



LAJ 412



LS 1807/3



LAJ 141



SD 5391




SD 5177




LS 2316/3



LAJ 158



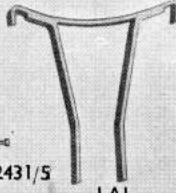
LAJ/E




LMS 772



LAJ 408



LAJ 409




LS 2433/38



LS 2319/6



LAJ 255



LS 2431/5



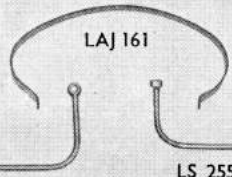
SD 3500



LS 2315/6



LS 2316/4



LAJ 161



LS 2316/5B



SD 5771



LS 2316/6



SD 3501



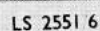
LS 2315/15



LAJ 180




LS 2551/1



LS 2551/6



LS 2307/17



LSA 378




LS 1806/4




LS 2318/5



LAJ 49



LAJ 48



LS 2433/39



LAJ 43

No. 150



LS 2309/9




SD 5244



LAJ 38



LS 2317/4



LAJ 405



SD 4981



SD 5200



LS 1808/16



LAJ 41



LMS 776



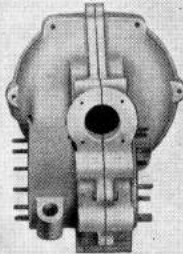
LAJ 12



RMS 7



T 7



LMS 774



LAJ 18



LAJ 19



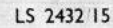
LAJ 22



LAJ/4



LS 2318/2



LS 2432/15



LAJ 25



LAJ 8



LAJ 20



TC 694



LAJ 7




LS 1806/3




LS 2432/20



15028



LS 2320/7



LS 2432/35

18850

LIST OF PARTS FOR THE "OVERGREEN" TRACTORS MKS. 3, 4 & 5 INCLUDING "SISIS" EQUIPMENT.

NOTE.—"Right and Left Hand" are taken standing at Handle. In addition to the Numbers given in the illustration, either the Marks and Numbers of the parts, or the size of the Machine must be given.

PART No.	DESCRIPTION.	Mk. 3	Mk. 4	Mk. 5	SISIS
FRAME SECTION.					
LMA 192	Back stay assembly, comprising:—1—LS 1807/1, 1—LS 2461/7				
	1—SD 4468, 1—LAJ 424	2	2	2	—
*LMA 194	Spring hook assembly, comprising:—1—LS 1829/13,				
	1—SD 4531, 1—SD 4532, 1—SD 4533, 1—SD 4535,				
	1—SD 4536, 1—LAJ 269	1	1	1	—
*LMA 200	Steerage link assembly comprising:—1—LS 1806/4,				
	2—LS 1807/3, 1—LS 2319/6, 2—LS 2463/23, 1—LCS 177,				
	1—LCS 186, 1—LCS 240	—	—	—	1
*LMA 201	Grassbox support arm L.H. assembly, comprising:—				
	2—LS 2310/2, 1—LCS 224, 2—LCS 229, 2—LCS 230	—	—	—	1
*LMA 202	Grassbox support arm R.H. assembly comprising:—				
	2—LS 2310/2, 1—LCS 220, 2—LCS 229, 2—LCS 230	—	—	—	1
*LMA 282	Drop pin assembly comprising:—1—SD 4317, 1—SD 4318,				
	1—TY 23	—	—	—	2
*LMS 795	Handle assembly comprising:—2—LAJ 200, 2—LAJ 215,				
	2—LAJ 224, 1—LAJ 419	—	—	1	—
*LMS 796	Handle assembly complete with clutch lever and foot com-				
	prising:—1—LS 2310/2, 1—LS 2318/1, 1—LS 2319/3,				
	1—LS 2431/17, 1—SD 1895, 1—LAJ 86, 1—LAJ 97,				
	1—LAJ 206, 1—LAJ 416, 1—LMS 795	—	—	1	—
*LMS 797	Handle assembly complete with Parking brake, lever and				
	clutch lever comprising:—2—LS 1809/5, 2—LS 2318/3,				
	1—LS 2465/24, 1—SD 1895, 2—LAJ 97, 1—LCS 7,				
	1—LCS 79, 1—LCS 80, 1—LCS 81, 1—LCS 82, 1—LCS 93,				
	1—LCS 156, 1—LCS 166, 1—LCS 172, 1—LCS 187	—	—	—	1
LMS 798	Handle assembly comprising:—2—LAJ 200, 2—LAJ 215,				
	2—LAJ 224, 1—LAJ 418	1	1	—	—
*LMS 799	Handle assembly comprising:—As for LMS 796 but with				
	LMS 798 in place of LMS 795	1	1	—	—
*LS 1806/4	Washer for yoke bolt $\frac{3}{8}$ " dia.	—	—	—	1
*LS 1806/6	Washers for suspension link bolts $\frac{1}{2}$ " dia.	—	—	—	2 or 4
*LS 1807/1	Nut for drop catch bolt $\frac{1}{4}$ " BSW	2	2	2	—
*LS 1807/3	Nut for clamp block bolt $\frac{3}{8}$ " BSW	—	—	—	1
*LS 1807/3	Nut for yoke bolt $\frac{3}{8}$ " BSW	—	—	—	1
*LS 1808/6	Nuts for suspension link bolts $\frac{1}{2}$ " BSF	—	—	—	2 or 4
*LS 1808/6	Nut for deflector bolt $\frac{3}{8}$ " BSF	—	—	—	1
*LS 1808/23	Nut for deflector bolt $\frac{3}{8}$ " BSF thin	—	—	—	1
*LS 1809/5	Locknuts for parking lever bolt $\frac{1}{2}$ " BSW	—	—	—	2
*LS 1809/5	Locknuts for GB cross stay $\frac{1}{2}$ " BSW	—	—	—	2
LS 1829/13	Nuts for spring hook $\frac{3}{8}$ " auto Whit.	2	2	2	—
*LS 2310/22	Split pin for G.B. support arm pins $\frac{1}{8}$ " dia. $\times 1$ "	—	—	—	4
*LS 2318/1	Self-lock nut for clutch lever bolt $\frac{1}{4}$ " BSF	1	1	1	—
*LS 2318/3	Self lock nuts for pivot pins $\frac{1}{16}$ " BSF	—	—	—	2
*LS 2319/3	Lockwasher for ditto. $\frac{1}{4}$ " dia.	1	1	1	—
*LS 2319/6	Lockwasher for clamp block bolt $\frac{3}{8}$ " dia.	—	—	—	1
*LS 2431/17	Bolt for clutch lever $\frac{1}{4}$ " BSF $\times 1\frac{3}{8}$ "	1	1	1	1
*LS 2435/11	Bolts for deflector plate $\frac{1}{2}$ " BSF $\times 1$ "	—	—	—	2
*LS 2435/19	Bolts for suspension links (Aerocutter Mk. 1) $\frac{1}{2}$ " BSF $\times 1\frac{1}{2}$ "	—	—	—	4
*LS 2435/19	Bolts for suspension links (Aerocutter Mk. 2) $\frac{1}{2}$ " BSF $\times 1\frac{1}{2}$ "	—	—	—	2
*LS 2461/7	Bolt for drop catch $\frac{1}{4}$ " BSW $\times \frac{3}{4}$ "	2	2	2	—
*LS 2463/23	Bolt for yoke $\frac{3}{8}$ " BSW $\times 2$ "	—	—	—	1
*LS 2463/23	Bolt for clamp block $\frac{3}{8}$ " BSW $\times 2$ "	—	—	—	1

* Not illustrated.

PART No.	DESCRIPTION.	Mk. 3	Mk. 4	Mk. 5	SISIS
*LS 2465/29	Bolt for parking brake lever $\frac{1}{2}$ " BSW \times 2 $\frac{3}{4}$ "	—	—	—	1
*SD 1895	Pin for clutch lever	1	1	1	1
*SD 4468	Drop catch for back stay	2	2	2	—
SD 4531	Tube for spring hook	1	1	1	—
SD 4532	Nut for ditto	1	1	1	—
SD 4533	Nut for ditto	1	1	1	—
SD 4535	Spring for hook	1	1	1	—
SD 4536	Hook	1	1	1	—
LAJ 86	Clutch lever	1	1	1	—
LAJ 97	Knob for ditto	1	1	1	1
LAJ 97	Knob for parking brake lever	—	—	—	1
LAJ 200	Handle grips	2	2	2	—
*LAJ 206	Wood sleeve for R.H. side handle	1	1	1	—
LAJ 215	Setscrew for axle bearing $\frac{11}{16}$ " BSF \times 1, $\frac{3}{8}$ "	2	2	2	2
LAJ 269	Rod for spring hook	1	1	1	—
*LAJ 373	Nameplate	—	—	1	—
*LAJ 374	Nameplate	1	1	—	—
*LAJ 416	Foot for side handle welded assembly	1	1	1	—
*LAJ 424	Back stay welded assembly	2	2	2	—
LAJ 426	Balance weight welded assembly	1	1	1	—
*LCS 7	Clutch lever comprising:—1—LAJ 97, 1—LCS 7	—	—	—	1
*LCS 79	Pivot pin for parking brake lever with nut LS 2318/3	—	—	—	1
*LCS 80	Pivot pin for parking brake pawl with nut LS 2318/3	—	—	—	1
*LCS 81	Guide plate for parking brake lever	—	—	—	1
*LCS 82	Pawl for parking brake lever	—	—	—	1
*LCS 93	Parking brake lever, comprising:—1—LAJ 97, 1—LCS 93	—	—	—	1
*LCS 130	Nameplate Aerotrak Mk. 1	—	—	—	1
*LCS 131	Nameplate Aerotrak Mk. 2	—	—	—	1
*LCS 166	Wood sleeve for top handle tube	—	—	—	1
*LCS 169	Guard for operating handle	—	—	—	1
*LCS 172	Handle bracket welded assembly	—	—	—	1
*LCS 177	Steerage link welded assembly	—	—	—	1
*LCS 186	Tube for yoke	—	—	—	1
*LCS 187	Drawbar bracket welded assembly	—	—	—	1
*LCS 203	Deflector plate welded assembly	—	—	—	1
*LCS 211	Pivot for ditto	—	—	—	2
*LCS 229	Spring loaded pin for GB support arm	—	—	—	4
*LCS 230	Spring for ditto	—	—	—	4
*LCS 232	Cross stay for G.B. supports with two locknuts LS 1809/5	—	—	—	1
*LCS 240	Clamp block	—	—	—	1
*LCS 249	Suspension links (Aerocutter Mk. 1 only)	—	—	—	2
*LCS 250	Bridge welded assembly	—	—	—	1
*LCS 251	Bush for suspension links	—	—	—	4
*LCS 252	Suspension links (Aerocutter Mk. 2 only)	—	—	—	2
*UFN 108 A	Nut for ditto $\frac{1}{2}$ " UF	—	—	—	2
DIFFERENTIAL GEAR AND AXLE SECTION.					
*LMA 185	<p>Axle R.H. assembly comprising:—4—LS 1806/2, 1—LS 1806/11, 4—LS 1807/1, 1—LS 2317/11, 1—LS 2318/15 1—LS 2320/4, 1—LS 2574/14, 1—NA 5704, 1—No. 237120, 4—SD 4427, 1—LAH 107, 1—LAJ 1, 1—LAJ 79, 1—LAJ 80, 1—LAJ 81, 1—LAJ 82, 1—LAJ 84, 4—LAJ 85, 1—LAJ 103, 1—LAJ 108 S, 1—LCS 6, 2—RLS 8</p>	—	—	1	—
*LMA 195	<p>Differential gear assembly comprising:—4—GP 1, 1—LA 121, 1—LS 1806/11, 1—LS 1808/4, 2—LS 2310/28, 1—LS 2318/15 2—LS 2574/12, 1—LS 2574/14, 1—LAD 218, 4—LAD 221, 4—LAD 223, 8—LAD 224, 4—LAD 225, 2—LAD 226, 2—LAD 228, 2—LAD 232, 1—LAJ 56, 1—LAJ 71, 1—LAJ 104, 1—LCS 1</p>	—	—	1	1
*LMA 197	<p>Axle R.H. assembly comprising:—4—LS 1806/2, 1— LS—1806/11, 4—LS 1807/1, 1—LS 2317/11, 1—LS 2318/15, 1—LS 2320/4, 1—LS 2574/14, 1—NA 5704, 1—No. 237120, 1—LAH 107, 1—LAJ 1, 1—LAJ 79, 1—LAJ 80, 1—LAJ 81, 1—LAJ 82, 1—LAJ 84, 4—LAJ 85, 1—LAJ 103, 1—LCS 6, 2—RLS 8</p>	—	—	—	1

* Not illustrated.

PART No.	DESCRIPTION.	Mk. 3	Mk. 4	Mk. 5	SISIS
*LMS 774	Centre bracket for axle casing comprising:—8—LS 1806/3, 8—LS 1808/3, 1—LS 1808/4, 1—LS 2321/1, 5—LS 2432/15, 1—LS 2432/20, 1—LS 2432/35, 1—LS 2433/36, 1—LS 2432/37, 1—LAJ 3, 16—LAJ 4, 1—LAJ 5, 1—LAJ 57, 2—LAJ 245	1	—	1	1
LMS 784	Axle casing L.H. comprising:—1—LAJ 2, 4—LAJ 85, 1—LAJ 70	1	1	1	1
*LMS 800	Differential gear assembly comprising:—as for LMA 195 but 1 extra key LS 2574/12, and 1—LAJ 72 in place of 1—LCS 1	1	1	—	—
LMS 812	Shaft for worm wheel comprising:—1—LA 121, 1—LS 1808/4, 4—LS 2310/28; 1—LS 2574/12, 1—LAD 228, 1—LAJ 71	1	1	1	1
LMS 2166	Differential pinion and bush comprising:—1—LAD 223, 2—LAD 224	4	4	4	4
LMS 2167	Differential gear housing with pins comprising:—4—GP 1, 1—LAD 218, 4—LAD 221	1	1	1	1
GP 1	Grooved Mills Pins for diff. pinion pins, $\frac{3}{16}$ " dia. \times 1, $\frac{1}{2}$ "	4	4	4	4
LA 121	Retaining washer for worm wheel shaft	1	1	1	1
*LS 1806/2	Washers for wheel flange studs	4	4	4	4
LS 1806/3	Washer for axle casing studs, $\frac{5}{16}$ " BSF	16	16	16	16
*LS 1806/3	Washer for joining bolts, $\frac{5}{16}$ " BSF	8	8	8	8
LS 1806/4	Washers for axle casing "U" bolts, $\frac{3}{8}$ " BSF	8	8	8	8
*LS 1806/11	Washers for axles, $\frac{7}{8}$ " BSF	2	2	2	2
LS 1807/1	Nuts for wheel flange studs $\frac{1}{2}$ " BSW	4	4	4	4
*LS 1808/3	Nuts for joining bolts, $\frac{5}{16}$ " BSF	8	8	8	8
LS 1808/4	Nut for axle casing "U" bolt $\frac{3}{8}$ " BSF	8	8	8	8
*LS 1808/4	Nuts for joining bolts $\frac{3}{8}$ " BSF	2	2	2	2
*LS 1808/4	Nut for worm wheel shaft R.H. end $\frac{3}{8}$ " BSF	1	1	1	1
LS 2310/28	Split pin for axles and worm wheel shaft $\frac{1}{8}$ " dia. \times 1, $\frac{3}{4}$ "	2	2	2	2
LS 2317/11	Circlip for axle bearings $2\frac{1}{4}$ " internal	2	2	2	2
LS 2318/2	Self lock nut for axle casing studs $\frac{1}{16}$ " BSW	16	16	16	16
LS 2318/15	Self lock nut for axles $\frac{7}{8}$ " BSF	2	2	2	2
LS 2320/4	Socket type setscrew $\frac{1}{4}$ " BSF \times $\frac{1}{8}$ "	1	1	1	1
LS 2321/2	Drain plug $\frac{1}{8}$ " gas	1	1	1	1
LS 2321/6	Filler plug for centre brackets $\frac{3}{8}$ " gas	2	2	2	2
LS 2432/15	Bolt for joining brackets $\frac{5}{16}$ " BSF \times $1\frac{1}{4}$ "	5	5	5	5
LS 2432/20	Bolt for joining brackets $\frac{5}{16}$ " BSF \times $1\frac{3}{8}$ "	1	1	1	1
LS 2432/35	Bolt for joining brackets $\frac{5}{16}$ " BSF \times $3\frac{1}{2}$ "	2	2	2	2
*LS 2433/36	Bolt for joining brackets $\frac{3}{8}$ " BSF \times $3\frac{3}{4}$ "	2	2	2	2
LS 2574/12	Woodruff key for diff. gear wheels (No. 115)	2	2	2	2
LS 2574/14	Woodruff key for wheel flanges (No. 150)	2	2	2	2
*NA 5704	Lubricator for axle casing $\frac{1}{8}$ " gas. (Tecalemit)	1	1	1	1
No. 237120	Oil seal for axle housing. (Perfect seals)	2	2	2	2
LAD 221	Pin for differential housing	4	4	4	4
LAD 224	Oilite bush for differential pinion	8	8	8	8
LAD 225	Distance piece for diff. pinion	4	4	4	4
LAD 226	Differential gear wheel	2	2	2	2
LAD 228	Slotted nut for inner end of axle L.H. and worm wheel shaft	2	2	2	2
*LAD 232	Locking plate for differential housing	2	2	2	2
LAH 107	Clutch spring	1	1	1	1
LAJ 1	Axle casing R.H. with studs LAJ 85	1	1	1	1
LAJ 4	Studs for centre bracket	16	16	16	16
LAJ 56	Worm wheel	1	1	1	1
LAJ 57	Bearing for ditto	1	1	1	1
LAJ 70	Bush for L.H. axle casing	1	1	1	1
LAJ 72	Driving clutch (female)	1	1	—	—
LAJ 76	Thrust washer for clutch	1	1	1	1
LAJ 77	Driving clutch (male)	1	1	—	—
LAJ 79	Stop collar for clutch spring	1	1	1	1
LAJ 80	Clutch fork	1	1	1	1
LAJ 81	Clutch fork spindle	1	1	1	1
LAJ 82	Bush for ditto	1	1	1	1
LAJ 84	Bracket for ditto	1	1	1	1

* Not illustrated.

PART NO.	DESCRIPTION.	Mk. 3	Mk. 4	Mk. 5	Sisis
LAJ 85	Stud for ditto comprising:—1—LS 1807/1, 1—LS 2319/3, 1—LAJ 85	4	4	4	4
LAJ 103	Axle R.H. comprising:—1—LS 1806/11, 1—LS 2318/15, 1—LAJ 103	1	1	1	1
LAJ 104	Axle L.H. comprising:—1—LS 1806/11, 1—LS 2310/28, 1—LS 2318/15, 1—LS 2574/12, 1—LS 2574/14, 1— LAD 228, 1—LAJ 104	1	1	1	1
LAJ 108 S	Wheel flange comprising:—4—SD 4427, 1—LAJ 1085	2	2	2	2
LAJ 189	U bolts for axle casings comprising:—2—LS 1806/4, 2—LS 1808/4, 1—LAJ 189	4	4	4	4
LAJ 403	U bolt plate R.H. welded assembly	1	1	1	—
LAJ 404	U bolt plate L.H. welded assembly	1	1	1	—
*LCS 1	Clutch assembly	—	—	1	1
*LCS 6	Sliding gear	—	—	1	1
RLS 8	Ball bearings for axles. (Skefko)	2	2	2	2
CENTRIFUGAL CLUTCH AND DRIVE SHAFT SECTION					
*LMA 189	Driving shaft assembly comprising:—1—LS 2307/17, 1—LS 2320/7, 1—LAJ 12, 1—LAJ 405	1	1	1	1
LMS 776	Clutch shoe assembly comprising:—16—LS 2309/9, 2—SD 4560, 2—SD 4981, 2—SD 5200, 2—SD 5244, 2—LAJ 38	1	1	1	1
T 7	Thrust bearing (Skefko)	2	2	2	2
LS 1808/16	Nut for clutch shoe studs $\frac{3}{16}$ " BSW $\times \frac{3}{8}$ "	2	2	2	2
LS 2307/17	Key for clutch ring boss $\frac{1}{4}$ " $\times \frac{3}{16}$ " $\times 1$ "	1	1	1	1
LS 2309/9	Rivets for clutch linings $\frac{1}{8}$ " dia. $\times \frac{3}{16}$ " flat hd.	16	16	16	16
LS 2317/4	Circlips for clutch shoe studs $\frac{3}{8}$ " external	2	2	2	2
*LS 2319/14	Lockwashers for clutch shoe studs $\frac{3}{8}$ " dia.	2	2	2	2
LS 2320/7	Socket screw for clutch ring $\frac{5}{16}$ " BSW $\times \frac{3}{8}$ "	1	1	1	1
No. 15028	Oil seal for drive shaft	1	1	1	1
SD 4981	Linings for clutch	2	2	2	2
SD 5200	Oilite bushes for clutch shoes $\frac{3}{8}$ " ID $\times 1$ " OD $\times 1, \frac{1}{16}$ "	2	2	2	2
SD 5244	Clutch springs	2	2	2	2
*SD 5391	Screws for end cover $\frac{1}{4}$ " BSW $\times 1, \frac{3}{8}$ " Hex. Hd.	4	4	4	4
TC 694	Screw for Locking tab $\frac{1}{4}$ " BSW $\times \frac{3}{8}$ " Rd. Hd.	1	1	1	1
LAJ 8	Housing for oil seal (front)	1	1	1	1
LAJ 12	Worm and drive shaft	1	1	1	1
LAJ 18	Housing for thrust bearing adj. nut	1	1	1	1
LAJ 19	Adjusting nut for thrust bearing	1	1	1	1
LAJ 20	Locking tab for ditto	1	1	1	1
LAJ 22	End cover for drive shaft	1	1	1	1
LAJ 25	Distance washers for thrust bearings	2	2	2	2
*LAJ 27	Spacing washer	1	1	1	1
LAJ 38	Rubber buffer for clutch shoes	2	2	2	2
LAJ 41	Studs for clutch shoes with nut and circlip comprising:— 1—LS 1808/16, 1—LS 2317/4, 1—LS 2319/14, 1—LAJ 41	2	2	2	2
LAJ 405	Clutch ring welded assembly	1	1	1	1
RMS 7	Ball bearing for drive shaft (Skefko)	2	2	2	2
ENGINE, SILENCER AND PETROL TANK SECTION					
*LMS 811	Engine and flywheel assembly comprising:—1—348 cc. D.S.B engine, 1—A 2985, 1—C 3, 6—LS 1806/4, 2—LS 1808/16, 2—LS 2316/3, 2—LS 2319/5, 2—LS 2316/3, 2—LS 2317/4, 6—LS 2318/5, 2—LS 2319/14, 2—LAJ 41, 1—LAJ 43, 1—LAJ 48, 6—LAJ 51, 1—LAJ 55, 1—LBG 52, 2—LOE 109, 1—LMS 776, 1—LSA 958	1	1	1	1
LMA 190	Air cleaner assembly comprising:—1—C 9714, 3—SD 5177, 2—SD 5208, 1—SD 5307, 2—SD 5391, 1—LAJ 136, 1— LAJ 139, 1—LAJ 413	1	1	1	1
*LMA 204	Silencer assembly comprising:—1—LS 1807/3, 1—LS 1808/4, 1—LS 2424/3, 1—LAJ 359, 1—LAJ 410, 1—LAJ 412	—	1	1	1
LMS 794	Silencer assembly comprising:—1—LS 1807/3, 1—LS 1808/4, 1—LS 2424/3, 1—LAJ 411, 1—LAJ 412	1	—	—	—

* Not illustrated.

PART No.	DESCRIPTION.	Mk. 3	Mk. 4	Mk. 5	Sisis
LMS 772	Petrol tank assembly comprising:—1—LS 2315/6, 1—LS 2315/15, 1—LS 2316/4, 1—LS 2316/5 B, 1—LS 2316/6, 1—SD 3500, 1—SD 3501, 1—LAJ 395	1	1	1	1
*A2985	Carburettor complete with cable (Amal)	1	1	1	1
*C 3	Sparking plug (Lodge)	1	1	1	1
C 9714	Air cleaner (Donaldson)	1	1	1	1
LS 1807/3	Nut for silencer baffle plate stud $\frac{3}{8}$ " BSW	1	1	1	1
*LS 1808/2	Nuts for tank strap bolts $\frac{1}{4}$ " BSF	4	4	4	4
*LS 1808/4	Nut for silencer setscrew $\frac{3}{8}$ " BSF	1	1	1	1
LS 2315/6	Fibre washer for oil strainer 1, $\frac{1}{4}$ " OD \times $\frac{1}{16}$ " ID \times $\frac{1}{16}$ "	1	1	1	1
LS 2315/15	Fibre washer for tell tale plug $\frac{3}{8}$ " OD \times $\frac{1}{8}$ " Gas \times $\frac{1}{16}$ "	1	1	1	1
LS 2316/3	Hose clips for air cleaner pipes	2	2	2	2
LS 2316/4	Oil filler cap	1	1	1	1
LS 2316/5 B	Petrol filler cap	1	1	1	1
LS 2316/6	Petrol tap	1	1	1	1
*LS 2318/5	Self lock nuts for tank bracket bolts $\frac{3}{8}$ " BSF	2	2	2	2
*LS 2319/5	Lockwasher for induction pipe screws $\frac{5}{16}$ " dia.	2	2	2	2
LS 2319/6	Lockwasher for tank bracket bolts $\frac{3}{8}$ " dia.	2	2	2	2
*LS 2424/3	Washer for silencer baffle plate stud $\frac{3}{8}$ " dia.	1	1	1	1
LS 2431/5	Bolt for tank straps $\frac{1}{4}$ " BSF \times $\frac{5}{8}$ "	4	4	4	4
LS 2433/38	Bolt for tank brackets $\frac{3}{8}$ " BSF \times $4\frac{1}{4}$ "	1	1	1	1
LS 2433/39	Bolt for tank brackets $\frac{3}{8}$ " BSF \times $4\frac{1}{4}$ "	1	1	1	1
LS 2551/1	Oil feed pipe	1	1	1	1
LS 2551/6	Oil return pipe	1	1	1	1
*LS 2552/1	Crankcase relief pipe	1	1	1	1
*MG5/609	Cut out switch (Lucas)	1	1	1	1
SD 3500	Oil strainer	1	1	1	1
SD 3501	Tell tale plug	1	1	1	1
SD 5177	Screw for air cleaner elbow $\frac{1}{4}$ " BSW \times $\frac{3}{4}$ "	3	3	3	3
*SD 5208	Clip for H.T. and carburettor control cables	2	2	2	2
*SD 5307	Cork washer for air cleaner	1	1	1	1
SD 5391	Screw for air cleaner elbow $\frac{1}{4}$ " BSW \times $1\frac{3}{8}$ "	2	2	2	2
SD 5771	Flexible petrol pipe	1	1	1	1
*WT 4	Terminals for cut out cable	2	2	2	2
*LAJ/E	Starting handle welded assembly	1	1	1	1
LAJ 43	Flywheel	1	1	1	1
LAJ 48	Engine bracket	1	1	1	1
*LAJ 49	Studs for engine bracket comprising:—1—LS 1806/4, 1—LS 2318/5, 1—LAJ 49	4	4	4	4
*LAJ 130	Cable for cut out switch	1	1	1	1
LAJ 136	Bracket for air cleaner R.H.	1	1	1	1
LAJ 139	Elbow for air cleaner	1	1	1	1
LAJ 141	Joint for air cleaner pipes	1	1	1	1
LAJ 158	Silencer bracket	1	—	—	—
LAJ 161	Top straps for petrol tank	2	2	2	2
LAJ 180	Crankcase relief pipe	1	—	—	—
LAJ 255	Leather packing strips for petrol tank	2	2	2	2
*LAJ 359	Silencer bracket	—	1	1	1
*LAJ 408	Petrol tank stay welded assembly	1	1	1	1
*LAJ 409	Petrol tank stay welded assembly	1	1	1	1
LAJ 412	Silencer tailpipe welded assembly	1	1	1	1
LAJ 413	Bracket for air cleaner L.H. welded assembly	1	1	1	1
*LBG 52	Induction pipe welded assembly	1	1	1	1
*LOE 109	Setscrew for ditto. $\frac{5}{16}$ " BSF \times $\frac{3}{8}$ " Hex.	2	2	2	2
LSA 378	Key for flywheel	1	1	1	1
*LSA 958	Gasket for induction pipe	1	1	1	1
DRAFT SECTION.					
LMA 196	Drawbar assembly comprising:—1—LS 1808/4, 2—LS 2309A/15, 1—LS 2433/17, 1—SD 4462, 2—SD 4465, 1—SD 4466, 1—SD 4542, 1—LAJ 222, 1—LAJ 223, 1—LAJ 423	2	2	2	—

* Not illustrated.

PART NO.	DESCRIPTION.	Mk. 3	Mk. 4	Mk. 5	SISIS
LMS 810	Draft iron assembly comprising:—4—LS 1806/6, 4—LS 1806/12, 4—LS 2310/13, 2—LS 2310/44, 2—SD 4435, 2—SD 4437, 1—LAJ 275, 1—LAJ 420, 1—LAJ 421, 2—LAJ 422, 1—LAJ 429	1	1	1	—
LS 1806/6	Washer for trailing link and lever studs	4	4	4	—
LS 1806/12	Washer for lifting lever axle 1" BSF	4	4	4	—
LS 1808/4	Nut for universal joint bolts $\frac{3}{8}$ " BSF	2	2	2	—
LS 2309A/15	Kivets for stops $\frac{1}{16}$ " d.a. $\frac{3}{8}$ " nat hd.	4	4	4	—
LS 2310/13	Split pin for link studs $\frac{3}{32}$ " dia. $\times 1, \frac{1}{8}$ "	4	4	4	—
LS 2310/44	Split pin for axle $\frac{1}{16}$ " dia. $\times 1, \frac{1}{8}$ "	2	2	2	—
LS 2433/17	Bolts for universal joints $\frac{3}{8}$ " BSF $\times 1, \frac{3}{8}$ "	2	2	2	—
SD 4435	Stud for lifting lever	2	2	2	—
SD 4437	Stud for trailing link	2	2	2	—
SD 4462	Universal joint	2	2	2	—
SD 4465	Bearing nuts for drawbar	2	2	2	—
SD 4466	Stops for drawbar	2	2	2	—
SD 4542	Stops for drawbar	2	2	2	—
LAJ 222	Swivel bolts	2	2	2	—
LAJ 223	Washers for ditto	2	2	2	—
LAJ 422	Trailing link—welded assembly	2	2	2	—
LAJ 423	Drawbar—welded assembly	2	2	2	—
WHEEL AND TRANSPORT SECTION					
*LMA 193	Transport carriage assembly comprising:—2—LS 1806/6, 2—LS 2310/2, 2—SD 4478, 2—LAJ 242, 1—LAJ 425	2	2	2	—
*LMS 782	Pneumatic tyred road wheels comprising:—1—LS 2313/4, 1—LS 2313/4 A, 1—LAJ 114	2	2	2	2
*LS 1806/6	Washers for transport axle $\frac{1}{2}$ " BSF	4	4	4	4
*LS 2310/2	Split pins for ditto. $\frac{1}{8}$ " dia. $\times 1"$	4	4	4	4
LS 2313/4	Pneumatic tyre 5" \times 19"	2	2	2	2
LS 2313/4 A	Inner tube for ditto	2	2	2	2
*SD 4428	Cone conars for wheel flanges	8	8	8	8
*SD 4478	Bearing nuts for axle arm	4	4	4	4
LAJ 114	Wheel discs	2	2	2	2
LAJ 242	Transport wheels	4	4	4	4
LAJ 425	Transport axle welded assembly	2	2	2	2
CLUTCH CONTROL SECTION.					
*LMA 191	Clutch control lever assembly comprising:—1—LS 1810/5, 1—LS 2310/2, 2—SD 1895, 1—LAJ 96, 1—LAJ 121, 1—LCS 10	1	1	1	—
*LMA 250	Clutch control lever assembly comprising:—1—LS 1810/5, 1—LS 2310/2, 2—SD 1895, 1—LAJ 96, 1—LCS 10, 1—LCS 11	—	—	—	1
LMS 813	Operating rod assembly (1st 100 machines only) comprising:—3—LS 1807/1, 1—LAJ 89, 1—LAJ 94	1	—	—	—
*LMS 814	Operating rod assembly comprising:—1—LS 1801/5, 1—LAJ 121, 1—LCS 10	—	—	1	—
LMS 815	Operating rod assembly for 151st machine onwards comprising:—3—LS 1807/2, 1—LAJ 123, 1—LAJ 126	1	1	—	—
LMS 816	Operating rod assembly comprising:—1—LS 1810/5, 1—LCS 10, 1—LCS 11	—	—	—	1
*LS 1810/5	Locknut for operating rod $\frac{7}{16}$ " BSF	1	1	1	1
*LS 2310/2	Split pin for ditto. $\frac{1}{16}$ " dia. $\times \frac{3}{8}$ "	1	1	1	1
*SD 1895	Pin for operating rod	2	2	2	2
LAJ 96	Hand operating lever	1	1	1	1
*LCS 10	Adj. fork for operating rod	—	—	1	1
*LCS 304	Grassbox assembly complete	—	—	—	1

* Not illustrated.

PART No.	DESCRIPTION.	Mk. 3	Mk. 4	Mk. 5	SISIS
PARKING BRAKE SECTION.					
*LMS 788	Brake shoe assembly comprising:—14—LS 2309/11, 1—SD 4904 A, 2—LBV 98, 2—LBV 99, 2—LBV 101, 2—LBV 102	—	—	—	2
*LMS 817	Brake plate R.H. comprising:—1—LCS 42, 1—LBV 93	—	—	—	1
*LMS 818	Brake plate L.H. comprising:—1—LCS 43, 1—LBV 93	—	—	—	1
*LS 2309/11	Rivets for brake linings $\frac{1}{8}$ " dia. $\times \frac{3}{8}$ " flat hd.	—	—	—	14
*LS 2316/1	Cotter pin for brake lever	—	—	—	2
*LS 2318/11	Nut for anchor pin	—	—	—	2
*SD 3655	Springs for brake cable	—	—	—	2
*SD 4904 A	Springs for brake shoes	—	—	—	4
*SR 19	Screws for junction box cover $\frac{3}{16}$ " BSW $\times \frac{1}{4}$ "	—	—	—	2
*LBV 92	Brake cam R.H.	—	—	—	1
*LBV 93	Bush for ditto	—	—	—	2
*LBV 94	Lever for brake cams	—	—	—	2
*LBV 99	Brake linings	—	—	—	4
*LBV 101	Wear plates for brake shoes	—	—	—	4
*LBV 102	Screws for ditto OBA $\times \frac{1}{2}$ " C/sk. Hd.	—	—	—	4
*LCS 34	Brake drum assembly	—	—	—	2
*LCS 51	Anchor pin comprising:—1—LS 2318/11, 1—LCS 51	—	—	—	2
*LCS 57	Brake cam L.H.	—	—	—	1
*LCS 59	Fork for brake lever	—	—	—	2
*LCS 60	Pin for ditto	—	—	—	2
*LCS 72	Pulley	—	—	—	1
*LCS 73	Pin for pulley	—	—	—	1
*LCS 77	Slide welded assembly	—	—	—	1
*LCS 78	Cover for junction box	—	—	—	1
*LCS 83	Brake cable assembly	—	—	—	1
*LCS 105	Pin for slide	—	—	—	1
*LCS 106	Link	—	—	—	1
*LCS 107	Pivot for ditto	—	—	—	1
TOOL LIST.					
LO 142 A	$\frac{3}{16}$ " ring spanner.	1	1	1	—
*LS 2316/8	Pad lock and key	1	1	1	—
*LS 2316/22	Tool box	1	1	1	—
*LS 2394	Feeler gauges (.005", .015", .030")	1	1	1	1
*LS 2506/3	Oil gun GB 2788	1	1	1	1
*LS 2506/11	Oil can	1	1	1	1
*LS 2507/1	Screw drivers	1	1	1	1
*LS 2507/4	Carburettor jet spanner	1	1	1	1
*LS 2507/6	Tyre pressure gauge (2.20 lbs.)	1	1	1	1
*LS 2507/10	Tyre foot pump No. 1046	1	1	1	1
*LS 2507/21	S/E box spanner with tommy bar (Sisis Mk. 2 only)	—	—	—	1
LS 2507/27	Tyre levers	2	2	2	2
*LS 2508/4A	S/E box spanner with tommy bar (Sisis Mk. 2 only)	—	—	—	1
*LS 2508 A/1	D/E box spanner $\frac{1}{8}$ " $\times \frac{3}{16}$ " (Sisis Mk. 1 only)	—	—	—	1
*LS 2508 A/3	D/E box spanner $\frac{1}{4}$ " $\times \frac{5}{16}$ "	1	1	1	1
*LS 2508 A/9	D/E box spanner $\frac{1}{8}$ " $\times \frac{5}{16}$ " (Sisis Mk. 1 only)	1	1	1	1
*LS 2509/8	S/E spanner $\frac{1}{16}$ " BSW	1	1	1	1
*LS 2509/12 A	S/E spanner $\frac{7}{8}$ " (Sisis Mk. 2 only)	—	—	—	1
*LS 2509/22	D/E spanner $\frac{1}{8}$ " $\times \frac{3}{16}$ "	1	1	1	1
*LS 2509/24	D/E spanner $\frac{1}{4}$ " $\times \frac{5}{16}$ "	1	1	1	1
*LS 2509/24 A	D/E spanner $\frac{5}{16}$ " $\times \frac{1}{4}$ " (Sisis Mk. 2 only)	—	—	—	2
*LS 2509/26	D/E spanner $\frac{5}{16}$ " $\times \frac{3}{8}$ "	1	1	1	1 for Mk. 2
*LS 2509/27	D/E spanner $\frac{3}{8}$ " $\times \frac{7}{16}$ "	1	1	1	2 for Mk. 1 1 for Mk. 2 2 for Mk. 1

* Not illustrated.

PART NO.	DESCRIPTION.	Mk. 3	Mk. 4	Mk. 5	Sisis
*LS 2509/28 A	D/E spanner $\frac{1}{2} \times \frac{9}{16}$ " (Sisis Mk. 2 only)	—	—	—	2
*LS 2509/33 A	D/E spanner $\frac{3}{4} \times \frac{9}{16}$ " (Sisis Mk. 2 only)	—	—	—	2
LS 2511/2	$\frac{3}{8} \times 6$ " tommy bar	1	1	1	—
*LAJ 400	Straight edge welded assembly	1	1	1	—
*LAY 459	Spanner for fan nut	1	1	1	1
*LAY 470	Fan extractor	1	1	1	1
*LAY 471	Screw for ditto. $\frac{1}{8}$ " BSF $\times 2$ "	2	2	2	2
*LAY 472	Screw for ditto. $\frac{3}{16}$ " BSF $\times 2$ "	1	1	1	1
LSA 189	Tappet spanner	1	1	1	1
LSA 190	Tappet spanner	1	1	1	1
LSA 193	Cylinder head spanner	1	1	1	1
LSA 195	Tommy bar	1	1	1	1

*Not Illustrated.