


# LIST OF WEARING PARTS

FOR


## Ransomes' 14in. Lightweight Motor Lawn Mower




Ransomes, Sims & Jefferies,  
LIMITED,

ORWELL WORKS, IPSWICH

WEARING PARTS OF  
Ransomes' 14in. Lightweight Motor  
Lawn Mowers



WEARING PARTS OF  
Ransomes' 14in. Lightweight Motor  
Lawn Mowers



## WEARING PARTS of Ransomes' 14in. Lightweight Motor Lawn Mower

**NOTE:** "Right and Left Hand" are taken standing at handle. In addition to the numbers given on the illustrations, either the marks and numbers of the parts, or the size of the machine must be given.

Item.	DESCRIPTION.	Number per Machine.	Mark.	Price each.
351	Land Roll, R.H.	1	SD 5255	
352	Land Roll, L.H.	1	SD 5256	
353	Land Roll Spindle Housing, L.H.	1	SD 5293	
354	Land Roll Spindle Housing, R.H.	1	SD 5197	
355	Bolts and Nuts for Land Roll Spindle Housing $\frac{1}{8}$ " Whit. Hex. $\times \frac{3}{8}$ " long.	8	SD 5299	
356	Distance Piece for Land Rolls	2	SD 5257	
357	Pawl Box and Pawls	1	LA 25 TC 17	
358	Pawl Box	1	LA 25	
359	Pawl	6	TC 17	
360	Rivets for Pawls	3		
361	Cotter Pin and Nut for Pawl Box	1		
362	Land Roll Spindle and Chain Wheel	1	SD 5258 SD 5259	
363	Bottom Block	1	SD 5251	
364	Bottom Blade	1	LK 14"	
365	Bottom Blade Screws	5	L 43	
366	Cutting Cylinder with Nut for L.H. End of Spindle	1		
366A	Cutting Cylinder with Ball Bearings	1		
366B	Cutting Cylinder with Ball Bearings, Housings and Washers	1		
366C	Cutting Cylinder with Ball Bearings, Housings, Washers Cylinder Pinion, Distance Piece and Nut	1		
367	Spiral Cutter	7	LK 14"	
368	Cutting Cylinder Spindle	1	SD 5260	
369	Cylinder Collar (Standard 7 Knife)	4	SD 5301	
370	Stop for Cylinder Adjustment	2	SD 5254	
371	Stop for Cylinder Adjustment	2	SD 5253	
372	Housing for Cylinder Ball Bearing, R.H.	1	SD 5261 SD 5242	
373	Housing for Cylinder Ball Bearing, L.H.	1	SD 5262 SD 5242	
374	Bolt and Nut for Cylinder Housing, $\frac{1}{2}$ " Whit. Hex. $\frac{1 1}{8}$ " long	2	SD 5232	
375	Circlip for Cylinder Bearing	2	SD 2937	
376	Circlip for Cylinder Bearing	1	L 115A	
377	Washer for Cylinder Bearing	1	LO 12	
378	Ball Bearings for Cutting Cylinder	2	RL 5	
379	Cylinder Adjusting Screws, $\frac{1}{8}$ " Whit. Hex. $\times 2$ " long	2	SD 5233	
380	Locknut for Cylinder Adjustment, $\frac{1}{8}$ " Whit. Hex.	2		
381	Cylinder Adjusting Spring	2	SD 5245	
382	Cylinder Chain Pinion	1	SD 3931	
383	Distance Piece for Cylinder Pinion	1	SD 5263	
384	Nut for Cylinder Pinion	1	SD 3974	
385	Ball Bearing for Clutch Shaft	1	RLS 5	
386	Housing for Clutch Shaft Bearing, R.H.	1	SD 5284	
387	Bolts and Nuts for Clutch Shaft Housing, R.H. $\frac{1}{4}$ " B.S.F. Hex. $\times \frac{3}{8}$ " long	4	SD 5162	
388	Engine Sprocket	1	SD 4202	

## WEARING PARTS of Ransomes' 14in. Lightweight Motor Lawn Mower

Item.	DESCRIPTION.	Number per Machine.	Mark.	Price each.
389	Primary Chain Wheel and Boss	1	SD 3943 SD 4050	
390	Key for Primary Chain Wheel, $\frac{3}{16}$ " $\times \frac{3}{16}$ " $\times 1$ "	1		
391	Dust Cover for Clutch Shaft Bearing	1	SD 2846	
392	Dust Washer for Clutch Shaft Bearing	1	SD 2846A	
393	Felt Washer for Clutch Shaft Bearing	1	SD 5238	
394	Male Clutch with Ferodo Lining	1	SD 3947	
395	Ferodo Lining for Clutch	1		
396	Rivets for Clutch Lining, $\frac{3}{32}$ " Dia. $\times \frac{1}{16}$ " long	8		
397	Sliding Key for Male Clutch	1	SD 4041	
398	Clutch Spring	1	SD 4205	
399	Collar for Clutch Spring	1	SD 3975	
400	Push Rod for Clutch	1	SD 5354	
401	Ball for Push Rod, $\frac{3}{8}$ " Dia.	1		
402	Housing for Clutch Shaft, L.H.	1	SD 5278	
403	Bolts and Nuts for Clutch Shaft Housing $\frac{1}{4}$ " Whit. Countersunk $\times \frac{3}{8}$ " long.	3	SD 5239	
404	Ball Bearing for Clutch Shaft, L.H.	1	EE 10	
405	Disc Washer for Clutch Shaft Housing, L.H.	1	SD 5296	
406	Female Clutch and Bush	1	SD 3946 SD 5230	
407	Bush for Female Clutch	1	SD 5230	
408	Clutch Shaft Pinion	1	SD 4044	
409	Distance Piece for Clutch Shaft Pinion	1	SD 4038	
410	Bracket for Clutch Lever	1	SD 5269	
411	Nut for Clutch Lever Bracket, Outside, $\frac{1}{16}$ " Whit. Lock Nut	1		
412	Nut for Clutch Lever Bracket, Inside, $\frac{1}{16}$ " Whit. Nut. $\frac{1}{4}$ " Hexagon	1	SD 4509	
413	Clutch Release Lever	1		
414	Ball for Clutch Release Lever, $\frac{1}{16}$ " Dia.	1		
415	Clutch Control Lever	1		
416	Clutch Control Cable	1		
417	Clutch Shaft	1	SD 5268	
418	Chain Guard	1	SD 5294	
419	Cover for Chain Guard	1	SD 5283	
420	Screws for Cover for Chain Guard, No. 2B.A. $\times \frac{1}{4}$ " long	2	SD 5143	
421	Distance Piece for Chain Guard	1	SD 4494	
422	Distance Piece for Chain Guard	1	SD 4495	
423	Distance Piece for Chain Guard	1	SD 4496	
424	Engine Plate	2	SD 3960	
425	Engine Stay	1	SD 3939	
426	Engine Stay	1	SD 3940	
427	Engine Stay	1	SD 3963	
428	Engine Stay	1	SD 3941	
429	Nut for Engine Stay, $\frac{3}{8}$ " B.S.F. Hex.	6		
430	Washer for Engine Stay, $\frac{1}{8}$ "	6		
431	Nut for Engine Stay, $\frac{1}{4}$ " Whit. Hex. $\times \frac{3}{8}$ " thick	2		
432	Washer for ditto, $\frac{1}{4}$ "	2		
433	Distance Tube for Front Stay	1	SD 5290	
434	Distance Tube for Engine Stay	1	SD 3955	
435	Distance Tube for Engine Stay	1	SD 3956	
436	Distance Tube for Engine Stay	1	SD 3957	

## WEARING PARTS of Ransomes' 14in. Lightweight Motor Lawn Mower

NOTE:—"Right and Left Hand" are taken standing at handle. In addition to the numbers given on the illustrations, either the marks and numbers of the parts, or the size of the machine must be given.

Item.	DESCRIPTION.	Number per Machine.	Mark.	Price each.
351	Land Roll, R.H.	1	SD 5255	
352	Land Roll, L.H.	1	SD 5256	
353	Land Roll Spindle Housing, L.H.	1	SD 5293	
354	Land Roll Spindle Housing, R.H.	1	SD 5197	
355	Bolts and Nuts for Land Roll Spindle Housing $\frac{1}{8}$ " Whit. Hex. $\times \frac{1}{2}$ " long.	8	SD 5299	
356	Distance Piece for Land Rolls	2	SD 5257	
357	Pawl Box and Pawls	1	LA 25 TC 17	
358	Pawl Box	1	LA 25	
359	Pawl	6	TC 17	
360	Rivets for Pawls	3		
361	Cotter Pin and Nut for Pawl Box	1		
362	Land Roll Spindle and Chain Wheel	1	SD 5258 SD 5259	
363	Bottom Block	1	SD 5251	
364	Bottom Blade	1	LK 14"	
365	Bottom Blade Screws	5	L 43	
366	Cutting Cylinder with Nut for L.H. End of Spindle	1		
366A	Cutting Cylinder with Ball Bearings	1		
366B	Cutting Cylinder with Ball Bearings, Housings and Washers	1		
366c	Cutting Cylinder with Ball Bearings, Housings, Washers Cylinder Pinion, Distance Piece and Nut	1		
367	Spiral Cutter	7	LK 14"	
368	Cutting Cylinder Spindle	1	SD 5260	
369	Cylinder Collar (Standard 7 Knife)	4	SD 5301	
370	Stop for Cylinder Adjustment	2	SD 5254	
371	Stop for Cylinder Adjustment	2	SD 5253	
372	Housing for Cylinder Ball Bearing, R.H.	1	SD 5261 SD 5242	
373	Housing for Cylinder Ball Bearing, L.H.	1	SD 5262 SD 5242	
374	Bolt and Nut for Cylinder Housing, $\frac{1}{2}$ " Whit. Hex. $\times \frac{3}{8}$ " long	2	SD 5232	
375	Circlip for Cylinder Bearing	2	SD 2937	
376	Circlip for Cylinder Bearing	1	L 115A	
377	Washer for Cylinder Bearing	1	LO 12	
378	Ball Bearings for Cutting Cylinder	2	RL 5	
379	Cylinder Adjusting Screws, $\frac{1}{8}$ " Whit. Hex. $\times 2$ " long	2	SD 5233	
380	Locknut for Cylinder Adjustment, $\frac{1}{8}$ " Whit. Hex.	2		
381	Cylinder Adjusting Spring	2	SD 5245	
382	Cylinder Chain Pinion	1	SD 3931	
383	Distance Piece for Cylinder Pinion	1	SD 5263	
384	Nut for Cylinder Pinion	1	SD 3974	
385	Ball Bearing for Clutch Shaft	1	RLS 5	
386	Housing for Clutch Shaft Bearing, R.H.	1	SD 5284	
387	Bolts and Nuts for Clutch Shaft Housing, R.H. $\frac{1}{4}$ " B.S.F. Hex. $\times \frac{1}{2}$ " long.	4	SD 5162	
388	Engine Sprocket	1	SD 4202	

## WEARING PARTS of Ransomes' 14in. Lightweight Motor Lawn Mower

Item.	DESCRIPTION.	Number per Machine.	Mark.	Price each.
389	Primary Chain Wheel and Boss	1	SD 3943 SD 4050	
390	Key for Primary Chain Wheel, $\frac{1}{8}$ " $\times \frac{1}{8}$ " $\times 1$ "	1		
391	Dust Cover for Clutch Shaft Bearing	1	SD 2846	
392	Dust Washer for Clutch Shaft Bearing	1	SD 2846A	
393	Felt Washer for Clutch Shaft Bearing	1	SD 5238	
394	Male Clutch with Ferodo Lining	1	SD 3947	
395	Ferodo Lining for Clutch	1		
396	Rivets for Clutch Lining, $\frac{3}{32}$ " Dia. $\times \frac{1}{16}$ " long.	8		
397	Sliding Key for Male Clutch	1	SD 4041	
398	Clutch Spring	1	SD 4205	
399	Collar for Clutch Spring	1	SD 3975	
400	Push Rod for Clutch	1	SD 5354	
401	Ball for Push Rod, $\frac{1}{8}$ " Dia.	1		
402	Housing for Clutch Shaft, L.H.	1	SD 5278	
403	Bolts and Nuts for Clutch Shaft Housing $\frac{1}{4}$ " Whit. Countersunk $\times \frac{1}{2}$ " long.	3	SD 5239	
404	Ball Bearing for Clutch Shaft, L.H.	1	EE 10	
405	Disc Washer for Clutch Shaft Housing, L.H.	1	SD 5296 SD 3946	
406	Female Clutch and Bush	1	SD 5230	
407	Bush for Female Clutch	1	SD 5230	
408	Clutch Shaft Pinion	1	SD 4044	
409	Distance Piece for Clutch Shaft Pinion	1	SD 4038	
410	Bracket for Clutch Lever	1	SD 5269	
411	Nut for Clutch Lever Bracket, Outside, $\frac{1}{16}$ " Whit. Lock Nut	1		
412	Nut for Clutch Lever Bracket, Inside, $\frac{1}{16}$ " Whit. Nut, $\frac{1}{4}$ " Hexagon	1		
413	Clutch Release Lever	1	SD 4509	
414	Ball for Clutch Release Lever, $\frac{1}{8}$ " Dia.	1		
415	Clutch Control Lever	1		
416	Clutch Control Cable	1		
417	Clutch Shaft	1	SD 5268	
418	Chain Guard	1	SD 5294	
419	Cover for Chain Guard	1	SD 5283	
420	Screws for Cover for Chain Guard, No. 2B.A. $\times \frac{1}{4}$ " long	2	SD 5143	
421	Distance Piece for Chain Guard	1	SD 4494	
422	Distance Piece for Chain Guard	1	SD 4495	
423	Distance Piece for Chain Guard	1	SD 4496	
424	Engine Plate	2	SD 3960	
425	Engine Stay	1	SD 3939	
426	Engine Stay	1	SD 3940	
427	Engine Stay	1	SD 3963	
428	Engine Stay	1	SD 3941	
429	Nut for Engine Stay, $\frac{1}{8}$ " B.S.F. Hex.	6		
430	Washer for Engine Stay, $\frac{1}{8}$ "	6		
431	Nut for Engine Stay, $\frac{1}{4}$ " Whit. Hex. $\times \frac{1}{8}$ " thick	2		
432	Washer for ditto, $\frac{1}{4}$ "	2		
433	Distance Tube for Front Stay	1	SD 5290	
434	Distance Tube for Engine Stay	1	SD 3955	
435	Distance Tube for Engine Stay	1	SD 3956	
436	Distance Tube for Engine Stay	1	SD 3957	

## WEARING PARTS of Ransomes' 14in. Lightweight Motor Lawn Mower

Item.	DESCRIPTION.	Number per Machine.	Mark.	Price each.
437	Chain Tightener Pinion and Bush	1		
438	Bush for Chain Tightener Pinion	1	SD 5271	
439	Stud for Chain Tightener Pinion	1		
440	Side Frame, R.H.	1	SD 5231	
441	Side Frame, L.H.	1	SD 5249	
442	Side Handles, with Stay	1	SD 5250	
443	Outside Chain Cover	1		
444	Stud for Outside Chain Cover	1	SD5272	
445	Distance Piece for Outside Chain Cover	1	SD 5292	
446	Wing Nut for Outside Chain Cover, $\frac{1}{8}$ "	1	SD 5273	
447	Plate for Front Roll Adjustment	2		
448	Bolts and Nuts for Front Roll Adjustment Plate, $\frac{3}{8}$ " B.S.F. Hex. $\times$ $\frac{1}{2}$ " long.	4	SD 5276 SD 5235	
449	Nuts for Front Roll Spindle, $\frac{3}{8}$ " Whit.	2		
450	Washer for Front Roll Spindle, $\frac{3}{8}$ " Shakeproof	2		
451	Spindle for Front Rolls	1	SD 5277	
452	Wood Rolls, $2\frac{1}{2}$ " Dia. $\times$ $7\frac{1}{8}$ " long	2		
453	Washers for Wood Rolls, $\frac{1}{8}$ "	2		
454	Silencer Complete	1		
455	Clip for Exhaust Pipe	1		
456	Starting Handle	1		
457	Pin for Starting Handle	1		
458	Clip for Starting Handle	1	SD 5291	
459	Petrol Pipe complete with Nuts and Nipples	1	SD 4849	
460	Petrol Tank complete with Petrol Tap and Filler Cap	1		
461	Filler Cap	1		
462	Petrol Tap	1		
463	Seating for Petrol Tap	1		
464	Land Roll and Cylinder Driving Chain, $\frac{1}{2}$ " Pitch, 67 Links	1	SD 4543	
465	Primary Chain, $\frac{1}{2}$ " Pitch, 50 Links	1		
466	Wood Handle	2		
467	Screw for Wood Handle, $\frac{3}{8}$ " Whit. $\times$ 6" long	1	LU 64	
468	Screw for Wood Handle, $\frac{3}{8}$ " Whit. $\times$ $6\frac{1}{2}$ " long	1	SD 5236	
469	Distance Piece for Wood Handle Screw	2	LU 65	
470	Nut for Wood Handle Screw, $\frac{3}{8}$ " Whit.	2		
471	Concave	1		
472	Concave Guides	1	SD 5546	
473	Bolts and Nuts for Concave Guides, $\frac{1}{8}$ " B.S.F. Hex. $\times$ $\frac{1}{8}$ " long	2	LA 67	
474	Pin for Grass Box	4	SD 5240	
475	Lubricator, No. 4967, Drive Type	2	SD 3962	
476	Lubricator, P6, $\frac{1}{4}$ " B.S.F.	5		
477	Bolts and Nuts for Side Handle, $\frac{3}{8}$ " B.S.F. Hex. $\times$ $\frac{1}{8}$ " long	3		
478	Washers for Side Handle Bolts, $\frac{3}{8}$ "	4	SD 5237	
479	Bolts and Nuts for Petrol Tank, $\frac{1}{8}$ " B.S.F. Hex. $\times$ $\frac{1}{8}$ " long	4		
480	Clip for Carburettor Control	4	SD 5240	
481	Cylinder	1	SD 4055	
482	Piston	1		
483	Inertia Ring	1		
484	Piston Ring	1		
485	Gudgeon Pin with End Pads	2		
486	Connecting Rod	1		

## WEARING PARTS of Ransomes' 14in. Lightweight Motor Lawn Mower

Item.	DESCRIPTION.	Number per Machine .	Mark.	Price each,
487	Set of Rollers for Big End	1		
488	Crank Pin	2		
489	Crank Case Bush	1		
490	Cylinder Base Washer	1		
491	Crank Case Joint Washer	1		
492	$\frac{3}{8}$ " $\times$ $\frac{1}{8}$ " Spanner	1		
493	$\frac{1}{2}$ " $\times$ $\frac{1}{8}$ " Spanner	1		
494	$\frac{3}{8}$ " $\times$ $\frac{1}{8}$ " Spanner	1		
495	$\frac{1}{2}$ " Ring Spanner	1		
496	Sparking Plug Spanner	1		
497	Magneto Spanner	1		
498	Oil Gun	1		
499	Oil Measure	1		
NOT ILLUSTRATED.				
	Grass Box	1		
	Distance Piece for Chain Guard	1	SD 5311	