


ILLUSTRATED LIST OF PARTS
FOR


Ransomes

"ASTRAL" LAWN MOWER

MARK 2



RANSOMES SIMS & JEFFERIES, LTD.
ORWELL WORKS :: IPSWICH :: ENGLAND



LMS588



LBZ164/5



LMS1150



LMA48



SR3



LO102



LS1806/4



LMS1059/60



LS1808/4



LBZ16



LS2322/13



LO13



LO93



RL5



L115A



LMS1062/3



LS1808/3



LO17



LO94



LO15



LF25



LMS2211/2




LO12



LO10



NA20



LS1808/25



LO20



LO14



TC38



LBZ50



NA9




LMS1263/2220




LMS1222



PI



LBZ14/16




LBZ37/LIH16 1/8



P2



LMS1223



LMS1266/2221



L43



LD96B/LBZ41



LO26A



LBZ75



P6




LO27



LO33



LMA342



LMS1216/2219



LE54




LMS1151




LO49



LMS1235/2224



LMS1135/6



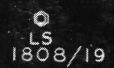
LS2319/10



LS1802/2



LMS1057



LS1808/19




LO38



LO76




LBZ66



LS1808/13




LK158



LS1808/20



LBZ67



LMS1143




LO88



LBZ72



LO71




LS2424/13



MQ76



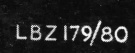
LO200



LO201/2




LBZ169



LBZ179/80



LBZ170



LS2310/23



LO87




LBZ115/6



LS2477/15



LS1806/4



LS2477/19




LBZ145/6



LMS1141



LMS1142



LO264/265

LIST OF PARTS

FOR

Ransomes "ASTRAL" Lawn Mower

MARK 2

PART No.	DESCRIPTION	No. per machine	
		14"	16"
FRAME SECTION			
LMA 48	Side Frame Assembly R.H. comprising:—	1	1
LMS 588	1-LO 88, 1-LO 119, 1-2571/5, 1-LMS 1143.		
LMS 1057	Side Frame Assembly L.H. comprising:—	1	1
LMS 1059	1-LO 88, 1-LO 118, 2-LS 2571/5, 1-LMS 1057, 1-LMS 1143.		
LMS 1059	Intermediate Stud comprising:—	1	1
LMS 1060	1-LO 32, 1-LO 38, 1-LS 1808/19, 1-LS 2319/10.		
LMS 1062	Rear Frame Stay comprising:—	1	
LMS 1062	1-LO 5, 2-LS 1806/4, 2-LS 1808/4.		
LMS 1063	Rear Frame Stay comprising:—		1
LMS 1063	1-LO 5A, 2-LS 1806/4, 2-LS 1808/4.		
LMS 1063	Front Frame Stay comprising:—	1	
LMS 1063	1-LO 89, 2-LS 1808/3.		
LMS 1063	Front Frame Stay comprising:—		1
LMS 1143	1-LO 89A, 2-LS 1808/3.		
LMS 1143	Grassbox Stud comprising:—	2	2
*LMS 1146	1-LO 127, 1-LO 225, 1-LS 1808/4.		
*LMS 1147	Middle Frame Stay comprising:—	1	1
LMS 1150	1-LO 222 A, 2-LS 2318/4.		
LMS 1150	Middle Frame Stay comprising:—		1
LMS 1150	1-LO 222 B, 2-LS 2318/4.		
LMS 1150	Gear Cover comprising:—	1	1
LMS 1150	1-LO 3, 1-LO 102, 1-LS 2155.		
LO 38	Dome Nut for Inter. Stud. $\frac{3}{8}$ " BSF.	1	1
LO 88	Bush for Sleeve Nut.	2	2
LO 102	Bolt for Gear Cover, 2BA x $1\frac{3}{8}$ ".	1	1
LO 215	Washer for Intermediate Stud.	2	2
LO 225	Washer for Grassbox Stud.	1	1
LS 1806/4	Washer for Rear Frame Stay. $\frac{3}{8}$ " dia.	2	2
LS 1808/3	Nut for Front Frame Stay. $\frac{5}{16}$ " BSF.	2	2
LS 1808/4	Nut for Rear Frame Stay. $\frac{3}{8}$ " BSF.	2	2
LS 1808/4	Nut for Grassbox Stud. $\frac{3}{8}$ " BSF.	2	2
LS 1808/19	Nut for Intermediate Stud. $\frac{1}{2}$ " BSF.	1	1
*LS 2155	Nut for Gear Cover Bolt. 2 BA.	1	1
LS 2318/4	Lock Nut for Middle Frame Stay. $\frac{3}{8}$ " BSF.	2	2
LS 2319/10	Lockwasher for Inter. Stud. $\frac{1}{2}$ ".	1	1
LS 2322/13	Screws for Registration Nameplate, No. 6 Parker-Kalon x $\frac{1}{4}$ ".	2	2
*LS 2571/5	Lubricators for Side Frames. $\frac{1}{4}$ " Push-In.	3	3
*LBZ 16	Registration Name Plate.	1	1

* Not Illustrated.

PART No.	DESCRIPTION	No. per machine	
		14"	16"
CYLINDER UNIT and BOTTOM BLOCK			
*LMA 50	Bottom Block and Blade Assembly comprising:— 5-L 43, 1-LD 96 B, 1-LBZ 37.	1	
*LMA 50A	Bottom Block and Blade Assembly comprising:— 5-L 43, 1-LIH 16 $\frac{1}{8}$ ", 1-LBZ 41.		1
LMS 2211	Cutting Cylinder with Nut comprising:— 1-LS 1808/25, 1-LS 2572/7, 1-LMA 54.	1	
LMS 2212	Cutting Cylinder with Nut comprising:— 1-LS 1808/25, 1-LS 2572/7, 1-LMA 54 A.		1
LF 25	Pinion for Cylinder	1	1
L 43	Screws for Bottom Blade.	5	5
L 115 A	Spring Washer for Housings.	2	2
LD 96 B	Bottom Block.	1	
LO 10	Felt Washers.	2	2
LO 12	Dust Washer.	2	2
LO 13	Dust Cap.	2	2
LO 14	Adjusting Screw for Cylinder. Bearing Cap.	2	2
LO 15	Adjusting Springs.	2	2
LO 20	Distance Piece for Cylinder Pinion.	1	1
LO 26A	Setscrew for Bottom Block.	4	4
LO 27	Fixing Plate for Bottom Block.	2	2
LO 93	Cylinder Housing R.H.	1	1
LO 94	Cylinder Housing L.H.	1	1
LS 1808/25	Nut for Cylinder Spindle.	1	1
LS 1809/12	Locknut for Adjusting Screw.	2	2
*LS 1853/2	Nut for Bearing Cap Bolts 5/16" BSW.	4	4
*LS 2319/5	Lockwasher for Bottom Block Screws.	4	4
*LS 2462/15	Bolts for Bearing Caps. 5/16" BSW x 1 $\frac{1}{4}$ ".	4	4
*LS 2572/7	Shakeproof Washer for Cylinder Spindle $\frac{5}{8}$ ".	2	2
NC 6059	Lubricators for Cylinder Housings, (Tecalemit).	2	2
RL 5	Ball Bearings for Cylinder Spindle, (Skefko).	2	2
SR 3	Cap for Cylinder Bearing.	2	2
LBZ 14"	Spiral Cutters.	7	
LBZ 16"	Spiral Cutters.		6
LBZ 37	Bottom Blade.	1	
LBZ 41	Bottom Block.		1
LBZ 50	Washer for Adjusting Springs.	2	2
LIH 16 $\frac{1}{8}$ "	Bottom Blade.		1
LAND ROLL SECTION.			
LMS 1216	Land Roll Spindle comprising:— 1-LE 47B, 1-LS 1808/13, 1-LS 1808/20.	1	
LMS 1222	Ratchet Assembly R.H. comprising:— 1-SR 46, 1-TC 38.	1	1
LMS 1223	Ratchet Assembly L.H. comprising:— 1-SR 47, 1-TC 38.	1	1
LMS 1263	Land Roll R.H. with Lubricator comprising:— 1-LD 97B, 1-NA 5766.	1	
LMS 1266	Land Roll L.H. with Lubricator comprising:— 1-LD 98B, 1-NA 5766.	1	
LMS 2219	Land Roll Spindle comprising:— 1-LS 1808/13, 1-LS 1808/20, 1-LBZ 64.		1
LMS 2220	Land Roll R.H. with Lubricator comprising:— 1-LD 97C, 1-NA 5766.		1
LMS 2221	Land Roll L.H. with Lubricator comprising:— 1-LD 98C, 1-NA 5766.		1
L 115A	Spring Clip for L.H. Housing.	1	1
LO 10	Felt Washer	2	2
LO 12	Dust Washer.	2	2

*Not Illustrated.

PART No.	DESCRIPTION	No. per machine	
		14"	16"
LO 49	Dust Cap	1	1
LS 1808/13	Nut for Land Roll Spindle L.H. $\frac{5}{16}$ " BSF R.H.	1	1
LS 1808/20	Nut for Land Roll Spindle R.H. $\frac{5}{16}$ " BSF L.H.	1	1
*LS 2317/9	Circlip for R.H. Housing.	1	1
NA 9	Screws for Pawl Cover. $\frac{1}{4}$ " BSF x $1\frac{1}{4}$ ".	4	4
NA 20	Pawl Cover.	2	2
*NA 5766	Lubricator $\frac{1}{4}$ " Drive Type for Rolls (Tecalemit).	2	2
P 1	Pawls R.H.	3	3
P 2	Pawls L.H.	3	3
RL 5	Ball Bearing, (Skefko).	2	2
TC 38	Set Screw for Ratchets.	2	2
LBZ 66	Land Roll Bearing Housing R.H.	1	1
LBZ 67	Land Roll Bearing Housing L.H.	1	1
LBZ 72	Dust Cap.	2	2
FRONT ROLL SECTION			
LMS 1135	Carriage Stay Assembly comprising:— 1-LO 86, 2-LO 87.	1	
LMS 1136	Carriage Stay Assembly comprising:— 1-LO 86A, 2-LO 87.		1
LMS 1141	Front Carriage Assembly R.H. comprising:— 1-LO 69, 1-LO 73, 3-LS 1808/2, 1-LS 2446/15.	1	1
LMS 1142	Front Carriage Assembly L.H. comprising:— 1-LO 70, 1-LO 73, 2-LS 1808/2.	1	1
LMS 1151	U Bolt Assembly comprising:— 1-LO 73, 2-LS 1808/2.	2	2
LMS 1235	Front Roll Spindle Assembly comprising:— 1-LE 68B, 2-LS 2310/23, 2-LS 2424/13.	1	
LMS 224	Front Roll Spindle comprising:— 1-LBZ 97, 2-LS 2310/23, 2-LS 2424/13.		1
LO 71	Bush for Carriage R.H.	1	1
LO 76	Swivel Nut.	1	1
LO 87	Sleeve Nut for Carriage Stay.	2	2
LO 200	Adjustable Spring.	1	1
LO 276	Adjustable Screw and Handwheel.	1	1
LS 1808/2	Nut for R.H. Carriage Bolt $\frac{1}{4}$ " BSF.	1	1
LS 1808/2	Nut for U Bolts $\frac{1}{4}$ " BSF.	4	4
LS 2310/23	Split Pin for Spindles $\frac{1}{8}$ " dia. x $1\frac{11}{8}$ ".		
LS 2424/13	Washer for Carriage Spindles $1\frac{1}{2}$ " OD x $19/32$ " ID x 16 G.	2	2
LS 2446/15	Bolt for R.H. Carriage $\frac{1}{4}$ " BSF x $1\frac{1}{4}$ ".	1	1
LBZ 115	Wood Rolls.	4	
LBZ 116	Wood Rolls.		4
GEAR SECTION			
LMA 342	Double Intermediate Gear and Bush comprising:— 1-LO 33, 1-LBZ 129.	1	1
*LS 2574/5	Key for Main Gear Wheel (Woodruff No. 50).	1	1
LE 54	Main Gear Wheel.	1	1
LO 33	Bush for Intermediate Gear.	1	1
LBZ 75	Distance Piece for Main Gear.	1	1
HANDLE SECTION			
*LMS 2308	Tubular Handle Assembly comprising:— 2-LO 103, 2-MQ 76, 1-LO/C 14", 2-NAX 51.	1	
*LMS 2302	Tubular Handle Assembly comprising:— 2-LO 103, 2-MQ 76, 1-LO/C 16", 2-NAX 51.		1
LO 103	Bush for Handle End.	2	2
LO 110	Setscrew $\frac{1}{4}$ " BSW x $2\frac{1}{4}$ ".	2	2
LS 1806/4	Washer $\frac{3}{8}$ " BSF.	2	2
LS 1808/4	Nuts for Handle. Bolts $\frac{9}{16}$ " BSF.	4	4
LS 1809/1	Locknut for Setscrew $\frac{1}{4}$ " BSW.	2	2


*Not Illustrated.

PART No.	DESCRIPTION	No. per machine	
		14"	16"
*LS 2433/17	Handle Bolt $\frac{3}{8}$ " BSF x $1\frac{3}{8}$ " (Tubular Handles).	2	2
*LS 2433/19	Handle Bolt $\frac{3}{8}$ " BSF x $1\frac{1}{2}$ " (Tubular Handles).	2	2
LS 2477/15	Handle Bolt $\frac{5}{16}$ " BSW x $1\frac{1}{4}$ ".	2	2
LS 2477/19	Handle Bolt $\frac{5}{16}$ " BSW x $1\frac{1}{2}$ ".	2	2
*MQ 76	Bolt for Wood Handle Grips.	2	2
NAX 51	Wood Handle Grips.	2	2
GRASSBOX and CONCAVE			
LO 264	Grassbox Assembly.	1	
LO 265	Grassbox Assembly.		1
LBZ 145	Concave.	1	
LBZ 146	Concave.		1
SPECIAL FITTINGS			
*LAS 122	Transport Carriage complete.	1	
*LAS 123	Transport Carriage complete.		1
LO 203A	Axle for Carriage Welded Assembly.	1	
LO 203B	Axle for Carriage Welded Assembly.		1
LS 2310/21	Split Pin for Axles.	2	2
LS 2316/2	Carrier Wheels.	2	2
LS 2424/15	Washers for ditto. $\frac{7}{8}$ " OD x $33/64$ ", ID x $3/16$ ".	2	2
LAS 151	Drawbar complete.	1	
LAS 152	Drawbar complete.		1
LG 29	Handle for Drawbar.	1	1
LBZ 208	Bearing Nuts for Drawbar.	2	2
LBZ 209	Rope.	1	1
LBZ 252	Drawbar Welded Assembly.	1	
LBZ 253	Drawbar Welded Assembly.		1
*LAS 181	Side Rolls complete.	1	
*LAS 182	Side Rolls complete.		1
LE 117B	Spindle for Side Rolls.	1	
NA 6A	Side Roll.	2	2
LBZ 183	Spindle for Side Rolls.		1
LS 2310/23	Split Pins for Side Roll Spindle $\frac{1}{8}$ " dia. x $1\frac{1}{8}$ ".	4	4
LBZ 103	Washer for Side Rolls.	4	4
TOOL LIST			
*LO 142A	Ring Spanner 9/16".	1	1
*LS 2506/4	Handigun GB 2787 (Tecalemit).	1	1
*LS 2507/1	Screwdriver.	1	1
*LS 2508A/3	Box Spanner and Tommy Bar $\frac{1}{4}$ " x 5/16".	1	1
*LS 2509/22	Forged Spanner $\frac{1}{4}$ " x 3/16".	1	1
*LS 2509/26	Forged Spanner 5/16" x $\frac{3}{8}$ ".	1	1

x* Not Illustrated.




LO 203A/203 B



LS 2316/2

TRANSPORT CARRIAGE



LBZ
208

LBZ 252

LBZ 253



LBZ 209



LG 29

DRAWBAR



NA6A



LS
2424/13



LE117B/LBZ 183



LS
2310/23

SIDE ROLL ATTACHMENT

18732

SPECIAL FITTINGS

RANSOMES SIMS & JEFFERIES, LTD.
ORWELL WORKS :: IPSWICH :: ENGLAND