

THE 1936
ROTOSCYTHE
VACUUM LAWN MOWER

is the most advanced grass cutting machine offered to the public. It is the lightest and simplest motor mower—weight approximately one-third of other machines of similar cutting width.

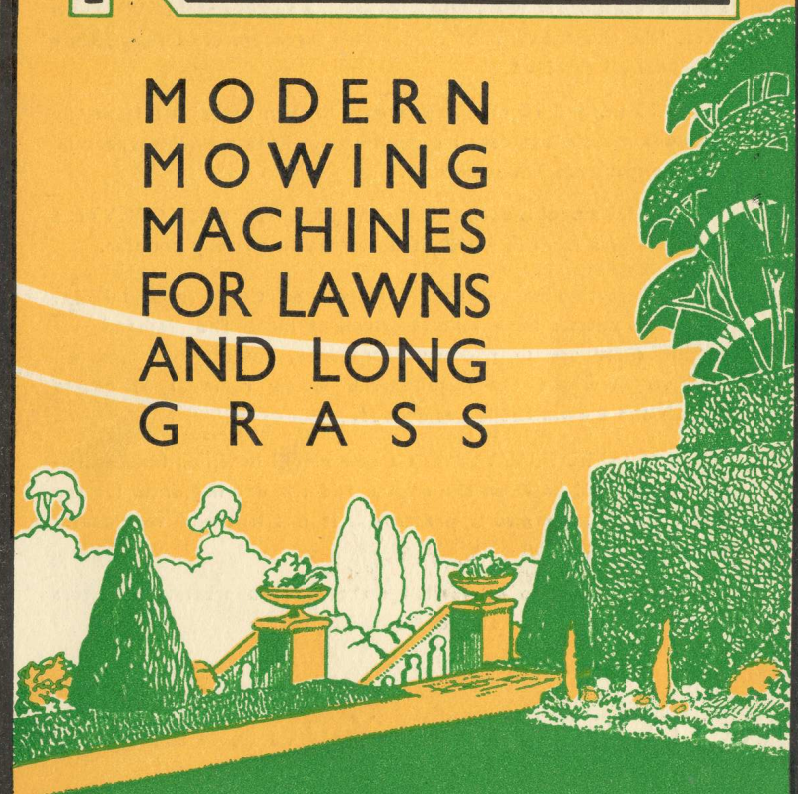
Cutters attached direct to engine shaft giving high efficiency, silence, and absence of complications—chains, clutches, gears, etc. Hollow ground cobalt chrome steel cutters adjustable and easily detachable. Scientific design using steel and aluminium instead of cast iron. Grass basket at back enabling machine to be worked close up to flower borders, etc.

The ROTOSCYTHE never needs re-grinding.

ROTOSCYTHE YOUR LAWN

THE 1936
ROTOSCYTHE

MODERN
MOWING
MACHINES
FOR LAWNS
AND LONG
GRASS



KEEP YOUR LAWNS IN PERFECT CONDITION
WITHOUT EFFORT

THE ROTOSCYTHE

INTRODUCTION

IN this booklet we are describing the six Rotoscythes which comprise the 1936 programme. This is the fourth year in which the ROTOSCYTHE has been available and the present models are the result of six years intensive testing and research. We know that, like the ROTOSCYTHES which have preceded them, they will be well received.

The 15 in. and 18 in. lawn mowers remain substantially as the previous models but detail improvements have been incorporated where experience has suggested.

The 14 in. model is entirely new and presents the ROTOSCYTHE principle in a form in which it is certain to be very popular.

All Rotoscythes cut long grass effectively but the 14 in. and 18 in. long grass cutters have been provided to meet the demand for machines for use in paddocks, orchards, poultry runs and on road verges where the requirement is the removal of coarse growth and a close cut is not needed.

The 21 in. ROTOSCYTHE is a new model in which fluid transmission is used between the engine and the driving units for the first time in lawn mower practice. It is silent and very easily controlled.

We are pleased to acknowledge the many appreciative letters we receive from users of the ROTOSCYTHE.


ROTOSCYTHE YOUR LAWN

THE ROTOSCYTHE is
Designed, Built and Distributed by :
POWER SPECIALITIES LTD.
CORDWALLIS WORKS
MAIDENHEAD
BERKS.
Maidenhead 807

THE ROTOSCYTHE

DESCRIPTION

THE ROTOSCYTHE employs the scythe principle in which grass is cut by impact and not sheared between a cylinder and bottom blade. The illustration shows the impeller or cutting element. The grass is severed by the circular cutters which are attached to the tips of the impeller. These cutters are securely fixed by a central screw, and about one quarter of the circumference of each cutter is in use. When the cutters are dulled by use they can be rotated and fresh cutting edges brought into action. When the entire cutting edges are worn the cutters can be replaced in a few minutes at a cost of 1s. per cutter. The impeller blades



are set fan wise and rotation induces a strong current of air through the casing, lifting the grass cuttings into the basket at the back. By means of this suction leaves, twigs, pine needles, etc., are collected and the lawn thoroughly aerated.

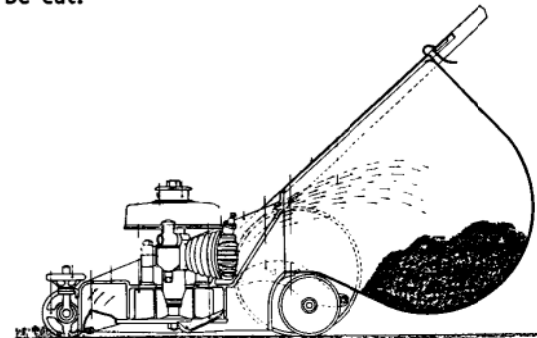


CUTTER

The long grass cutters have incorporated in the casing a guard which deflects the cut material on to the ground.

By reason of its unique cutting properties the ROTOSCYTHE may be applied to a new lawn as it cuts without bruising. No stalks or bents are left by these machines.

The ROTOSCYTHE principle permits the construction of a highly efficient power mower of much lighter weight than the cylinder type. ROTOSCYTHES are one third to one half the weight of other machines of similar cutting width. They are therefore much handier in operation and are easily moved to the sections of grass to be cut.



THE
ROTOSCYTHE
 14" LAWN MODEL

Price £15/15/- net, or by our own deferred purchase plan of twelve monthly payments.



This new machine has been designed to bring the ROTOSCYTHE within the reach of a much larger public than has previously been possible. All the well-known ROTOSCYTHE features are incorporated.

CUTTERS

3 Circular Hollow Ground Cutters in Cobalt Chrome Steel. One quarter of total length of cutting edge in use, remainder in reserve. Quick adjustment enables unused edges to be brought into action. Set of three spare cutters costs 3s.

IMPELLER

High tensile steel stamping of rigid design developing powerful suction for lifting grass cuttings.

CASING

Steel pressing of scientific design, giving lightness and strength. Produced by the most up-to-date machines.

ENGINE

Villiers two stroke petrol engine of adequate power, driving the impeller direct without intervention of chains, clutches, gears, etc. Lubrication by petrol system. Easy starting device enables engine to start work immediately at any time.

OIL Use Triple Shell, Castrol "XL," or Mobiloil "D."

ROLLER

Rear roller divided into two parts and each part mounted on two ball bearings. Each front wheel also mounted on two ball bearings.

ADJUSTMENT Height of cut selected by front and rear adjustments.

GRASS BASKET


All steel construction. Designed for ease in operation, and may be attached and detached by the use of one hand.

GENERAL

A very light and handy machine, economical in first cost and upkeep. Suitable for lawns up to half an acre.

THE
ROTOSCYTHE
 15" LAWN MODEL

Price £19 net, or by our own deferred purchase plan of twelve monthly payments.



This is one of the best known and most widely used ROTOSCYTHES. It is now offered for its fourth season and will make many new friends.

CUTTERS

3 Circular Hollow Ground Cutters in Cobalt Chrome Steel. One quarter of total length of cutting edge in use, remainder in reserve. Quick adjustment enables unused edges to be brought into action. Set of three spare cutters costs 3s.

IMPELLER High tensile steel of rigid design developing powerful suction for lifting grass cuttings.

CASING One piece aluminium casing giving rigidity and lightness. Special volute design and of highest possible efficiency.

ENGINE

Villiers two stroke petrol engine of adequate power driving the impeller direct without intervention of chains, clutches, gears, etc. Lubrication by petrol system. Easy starting device enables engine to start work immediately at any time.

OIL Use Triple Shell, Castrol "XL," or Mobiloil "D."

ROLLER

Rear roller divided into two parts and each part mounted on two ball bearings. Each front wheel also mounted on two ball bearings.

ADJUSTMENT Height of cut selected by front and rear adjustments.

GRASS BASKET

All steel construction. Designed for ease in operation, and may be attached and detached by the use of one hand.

GENERAL

An extremely attractive and well finished machine suitable for lawns of about one acre. Grass Guard for use when returning cuttings to lawn or cutting long grass 10s. 6d. extra. Side Wheels for use when cutting long grass £1 5s. per pair extra on this model.

THE ROTOSCYTHE


18" LAWN MODEL

A lawn mower of distinction and refinement, but economically priced in relation to its capacity. Capable of undertaking a wide range of work, and giving the greatest satisfaction in use. This model has been supplied in considerable numbers to large private houses, parks, and sports grounds.

CUTTERS

3 Circular Hollow Ground Cutters in Cobalt Chrome Steel. One quarter of total length of cutting edge in use, remainder in reserve. Quick adjustment enables unused edges to be brought into action. Set of three spare cutters costs 3s.

Price £24 net, or by our own deferred purchase plan of twelve monthly payments.



IMPELLER

High tensile steel of rigid design developing powerful suction for lifting grass cuttings.

CASING

One-piece aluminium casing giving rigidity and lightness. Special volute design and of highest possible efficiency.

ENGINE

Villiers two stroke petrol engine of adequate power driving the impeller direct without intervention of chains, clutches, gears, etc. Lubrication by petroil system. Easy starting device enables engine to start work immediately at any time.

OIL Use Triple Shell, Castrol "XL," or Mobiloil "D."

ROLLER

Rear roller divided into two parts and each part mounted on two ball bearings. Each front wheel also mounted on two ball bearings.

ADJUSTMENT

Height of cut selected by front and rear adjustments.

SIDE WHEELS

Aluminium castings with solid rubber tyres each mounted on two ball bearings.

GRASS BASKET


All steel construction. Designed for ease in operation, and may be attached and detached by the use of one hand.

GENERAL

In this model the ROTOSCYTHE principle finds complete expression, and makes an immediate appeal to the experienced gardener. Suitable for lawns of about two acres. Grass Guard for use when returning cuttings to lawn or cutting long grass, 10s. 6d. extra.

THE
ROTOSCYTHE
14" LONG GRASS CUTTER

Price £19 net, or by our own deferred purchase plan of twelve monthly payments.



This model has been produced for removing rapidly growths of long grass, weeds, etc. Its small dimensions and light weight make it very suitable for use in poultry runs, around trees, and in confined spaces generally.

CUTTERS

3 Circular Hollow Ground Cutters in Cobalt Chrome Steel. One quarter of total length of cutting edge in use, remainder in reserve. Quick adjustment enables unused edges to be brought into action. Set of three spare cutters costs 3s.

IMPELLER

High tensile steel of rigid design developing powerful suction for lifting grass cuttings.

CASING

Steel pressing of robust design incorporating grass guard for deflecting cut grass on to the ground. Practically indestructible.

ENGINE

Villiers two stroke petrol engine of special high power driving the impeller direct without intervention of chains, clutches, gears, etc. Lubrication by petrol system. Easy starting device enables engine to start work immediately at any time.

OIL Use Triple Shell, Castrol "XL," or Mobiloil "D."

SIDE WHEELS

Aluminium Castings with solid rubber tyres each mounted on two ball bearings. Each front wheel also mounted on two ball bearings.

ADJUSTMENT


Height of cut selected by front and rear adjustments.

GENERAL

A small but stoutly constructed machine with an astonishing capacity for heavy work. Not suitable for lawn use or cutting closer than 1-in.

THE
ROTOSCYTHE
18" LONG GRASS CUTTER

Price £24 net, or by our own deferred purchase plan of twelve monthly payments.



This is the heavy duty ROTOSCYTHE long grass cutter. The machine is easily handled as it is fully supported, and there is no unbalanced load to be carried by the operator. The ROTOSCYTHE cuts cleanly and efficiently and leaves no uncut stalks.

CUTTERS

3 Circular Hollow Ground Cutters in Cobalt Chrome Steel. One quarter of total length of cutting edge in use, remainder in reserve. Quick adjustment enables unused edges to be brought into action. Set of three spare cutters costs 3s.

IMPELLER

High tensile steel of rigid design developing powerful suction for lifting grass cuttings.

CASING

Steel pressing of robust design incorporating grass guard for deflecting cut grass on to the ground. Practically indestructible.

ENGINE

Villiers two stroke petrol engine of special high power driving the impeller direct without intervention of chains, clutches, gears, etc. Lubrication by petrol system. Easy starting device enables engine to start work immediately at any time.

OIL Use Triple Shell, Castrol "XL," or Mobiloil "D."

SIDE WHEELS

Aluminium Castings with solid rubber tyres each mounted on two ball bearings. Each front wheel also mounted on two ball bearings.

ADJUSTMENT


Height of cut selected by front and rear adjustments. Not suitable for lawn use or cutting closer than 1-in.

GENERAL

A very powerful machine for dealing with long grass, weeds and coarse growths. Suitable for use on golf courses, road verges, and poultry farms, and in cemeteries, parks and private estates. Excellent results obtained using unskilled labour.

THE
ROTOSCYTHE
 21" LAWN MODEL

Price £60 net



In this model the ROTOSCYTHE principle is allied to a new system of propulsion. Power is delivered direct to the impeller, and also by fluid transmission to the rear roller. It is quite silent, and all parts are automatically lubricated. Control is very light, and the differential action gives extreme ease in handling.

CUTTERS

4 Circular Hollow Ground Cutters in Cobalt Chrome Steel. One quarter of total length of cutting edge in use, remainder in reserve. Quick adjustment enables unused edges to be brought into action. Set of four spare cutters costs 4s.

IMPELLER High tensile steel of rigid design developing powerful suction for lifting grass cuttings.

CASING

Steel pressing designed to enclose the whole mechanism and presenting a clean smooth exterior.

ENGINE

Villiers two stroke petrol engine of adequate power for cutting and propulsion. Lubrication by petrol system. Easy starting and quiet in operation.

TRANSMISSION

Cockburn fluid propulsion system comprising pump on engine and fluid motors on rear roller. Distribution valve operated by control on handle by which traverse speed is regulated. Two controls only—one for cutting speed and one for traverse speed.

ROLLER

Divided into two parts each part mounted on ball and roller bearings and driven by a fluid motor.

ADJUSTMENT Height of cut selected by front and rear adjustments.

GRASS BASKET

All steel construction of large capacity designed for ease in operation.

GENERAL

A machine of modern appearance and efficient performance. Easy to handle by reason of the fluid transmission, and clean due to total enclosure of working parts. Suitable for grounds up to five acres.

SOME USERS OF THE ROTOSCYTHE

- | | |
|--|--|
| Borough of Barking | National Poultry Institute |
| Benfleet Urban District Council | Lord North |
| Borough of Colne | Preston Corporation Electricity Department |
| County Borough of Blackpool | Preston Corporation Parks Department |
| Croydon Borough Engineers Dept. | Lord Donoughmore |
| Elswick Sanatorium | Prinknash Priory |
| Enfield Urban District Council | Queen Victoria School, |
| Fleetwood Parks Department | Dunblane |
| Lord Glentanar | Borough of Reading Parks Department |
| Gloucestershire Agricultural Education Sub-Committee | Borough of Rochdale Cemetery Department |
| Gt. Northern London Cemetery | Hertfordshire Institute of Agriculture |
| Kent Farm Institute | King Edward VII Memorial Hospital |
| Bishop Knight | Leicestershire & Warwickshire Power Co. Sports Club |
| Liverpool Corporation City Engineers Department | London County Council Parks Department |
| Manchester Corporation Parks Department | Middlesex County Council Divisional Surveyors Department |
| Borough of Morecambe & Heysham | National Poultry Institute |
| | Lord North |
| | Preston Corporation Electricity Department |
| | Preston Corporation Parks Department |
| | Prinknash Priory |
| | Queen Victoria School, |
| | Dunblane |
| | Borough of Reading Parks Department |
| | Borough of Rochdale Cemetery Department |
| | St. Hugh's Charterhouse |
| | Borough of Salford Parks Department |
| | Sheringham Golf Club |
| | Skellingthorpe School House |
| | Southampton Cemeteries & Crematorium Dept. |
| | Borough of Stockport Parks Department |
| | Surbiton Urban District Council |
| | University College of South West England |
| | Borough of Wallasey Parks Department |
| | Borough of High Wycombe |
| | Zoological Society of London |

TERMS

All prices are strictly nett with the exception of a special discount of 5 per cent for cash with order.

DELIVERY

Delivery will be made carriage paid within the Railway Company's usual delivery area or packed for shipment free on board English port.

GUARANTEE

The Rotoscythe is fully guaranteed against defective material and workmanship for a period of one year from date of despatch from our works.

SERVICE

Replacements can be obtained at once from Power Specialities Ltd.

THE MANUFACTURERS RESERVE THE RIGHT TO ALTER PRICES OR DETAILS OF SPECIFICATION WITHOUT NOTICE.

THE ROTOSCYTHE is
 Designed, Built and Distributed by :
POWER SPECIALITIES Ltd.
 CORDWALLIS WORKS
 MAIDENHEAD
 BERKS
 Maidenhead 807