

*The*  
**J·P**  
**SUPER**  
**LAWN**  
**MOWER**  
◆

J.P. SUPER LAWNMOWERS LTD., Meynell Rd., Leicester, Eng.



The first Lawn Mowing Machine,  
invented 1832.

Unchanged in any essential feature.  
Only this type of Lawn Mower  
was procurable until 1920, when the  
**J. P. SUPER LAWN MOWER**  
was invented by a British Engineer

# Lawns and Lawn Mowers

LAWNS have for centuries added beauty and dignity to English gardens, and are inseparably associated with thoughts of “The stately homes of England.”

Regular and efficient mowing, which is absolutely indispensable to perfection of lawns, was done by gardeners of bygone days with a scythe, but this is now impracticable.

The first Lawn Mowing Machine, invented in 1832, like most mechanical productions in the early stages, was a crude and cumbersome implement.

It is a most amazing fact that notwithstanding the marvellous development of mechanical science and construction, for nearly a century the lawn mower has remained unchanged in any essential feature until the invention, in 1920, of the **J.P. Super Lawn Mower**

The first and only British Engineer-built Lawn Mower, this machine has several great improvements. It is marvellously efficient and represents as great an advance as the modern bicycle when compared with the ancient “Boneshaker.”

# The J.P. Super Lawn Mower

“Excels on all points.”


The **J. P. Super Lawn Mower** is the lightest running, swiftest cutting, easiest working Lawn Mower that can be produced.

Epicyclic speed-up gears, enclosed in an oil-bath in the back roller, supply the driving power.

This is transmitted by roller chain and large sprocket wheel—on ball bearings—to the rotary cutter.

All working parts run in oil on ball bearings and are completely enclosed.

Less than the thickness of a hair is the variation from absolute accuracy in the measurement of any essential part.



X-Ray Photograph of the three-part back Roller, showing the accurately cut epicyclic speed-up gears in the oil-bath, the nickel steel axle and ball bearings, all entirely enclosed and dirt proof.

# The J.P. Super Lawn Mower

“Pre-eminent for Efficiency.”


With separate end adjustment, it has always been a difficult and irritating job, even for an expert to set the ledger blade correctly, and to effect alignment with the rotary cutter.

Not only are screw drivers, wrenches, and other tools wanted, but also some amount of packing is required.

**The J.P. Super Lawn Mower** is perfectly easy to adjust. No tools are necessary, there is no trouble, and no waste of time and patience.

A simple handwheel working an eccentric arrangement by means of a micrometer screw sets the rotary cutter and ledger blade in perfect alignment always.

A similar handwheel adjustment provides for setting the blades with any required degree of closeness to the ground.



# The J.P. Super Lawn Mower

“Built like a Motor Car and runs like one.”


When the cutting blades need re-grinding, by a few turns of a nut the nickel steel spindle is released, and the rotary cutter can be easily removed, without any disturbance of the bearings.

The ledger blade against which the rotary cutter works on the underside of the machine, is lipless and double-edged.

As it is attached to the frame by rustless screws, it is readily reversed when one edge becomes dull with use. Owing to the construction, and the method of grinding the blades of finest tempered steel to a scissors edge, the machine will clip the tenderest grass on new-sown lawns cleanly.

The lightest possible contact between the blades is sufficient. It is not necessary for the rotary cutter to bed on the ledger blade.

**Lifting the  
Rotary Cutter  
from the  
machine.**



# The J.P. Super Lawn Mower

“The Rolls-Royce of Lawn Mowers.”

12" Model  
£12 : 12 : 0

Machine stands on end in space 9in. by 17in. when catch released and handles are dropped

16" Model  
£16 : 16 : 0

Three-part Roller

Speed-up gears in oil chamber inside cylinder

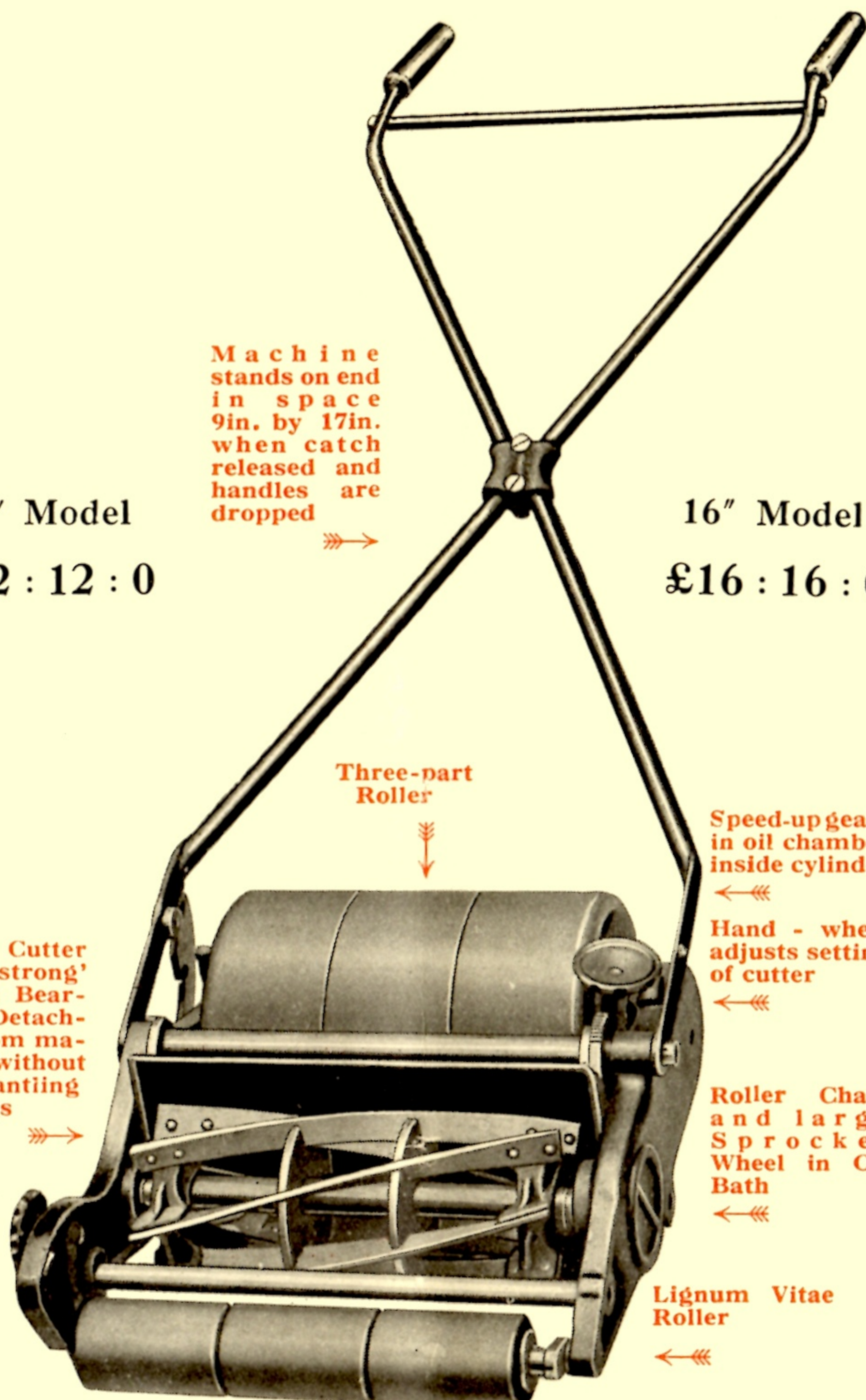
Rotary Cutter extra 'strong' on Ball Bearings. Detachable from machine without dismantling bearings

Hand - wheel adjusts setting of cutter

Hand - wheel adjustment for medium to close cutting

Roller Chain and large Sprocket Wheel in Oil Bath

Lignum Vitae Roller




# The J.P. Super Lawn Mower

“Saves Time, Labour, and Fatigue.”

Anyone who has ever attempted to mow a lawn knows what heartbreaking, backaching work it is, the constant use of the oil can to ease the friction, and the troublesome, irritating work of trying with various tools, to correct faulty adjustment or to make the machine cut close and clean.

**The J.P. Super Lawn Mower** converts what has been distasteful fatiguing labour, into a pleasant recreation.

It is designed to eliminate toil and trouble, to increase speed and efficiency of service, and to combine these advantages with the utmost mechanical simplicity that can be effected by skilled engineering construction.



## THREE SUPREME IMPROVEMENTS.

### 1. FRICTIONLESS.

The driving mechanism accurately machined and perfectly adjusted, runs continuously enclosed in an oil-bath.

### 2. NOISELESS.

Self oiling ball bearings entirely enclosed, are fitted to the back axle and rotary cutter.

### 3. TROUBLE FREE.

Simple hand wheels adjust rotary cutter to ledger blade, and closeness of blades to the ground. No tools are required.



# REPORTS FROM USERS of the British Engineer-Built J.P. Super Lawn Mower.

No. 1006.

**The Great Orme Hotel and Golf Links, Ltd.,  
Llandudno.**

28th July, 1923.

Dear Sirs,

We have had your 16" J.P. Super Lawn Mower in use on our Golf Greens for some weeks and find that the machine is quite everything that is claimed for it. It is really a most outstanding advance on all other lawn mowers and quite surpasses any other machine I know in every way.


The ease of adjustment, and consequent saving of time in adjusting alone makes the machine worth buying, and another point which I specially like in the machine is that all the working parts are so thoroughly enclosed, and all cut grass, dirt and other foreign matter is so completely prevented from getting into the working parts.

We find the machine exceedingly easy to work, and we are in every way thoroughly pleased with it. Personally, I cannot find a single fault in the machine and I say this after a good many years' experience of the various leading makes of lawn mowers.

Yours faithfully,

For the Great Orme Hotel and Golf Links Ltd.,

**THOS. McDONALD,**  
Managing Director.



X-Ray view of the Oil-bath Chain Case, shewing the Nickel Steel Spindles and Self-oiling Ball Bearings

# **REPORTS FROM USERS of the British Engineer-built J.P. Super Lawn Mower.**

No. 1015.

**Richmond Golf Club, Sudbrook Park,  
Petersham, Surrey.**

I thank you for sending your Agent with one of your J.P. Super Lawn Mowers 16" for demonstration here. I must say it is the finest machine I have seen. I gave it a good trial on the greens here, and found it most efficient. The mechanism is quite noiseless, and very easy running. The speed of the rotary cutter allows for much closer cutting, and does away with all ribbing.

My Committee have seen the machine at work and expressed very favourably on it. I have asked them to purchase two for next year. I have recommended the machine also to J. H. Taylor, the ex-champion of the Mid.-Surrey Golf Club, Richmond, who will, I hope, do the same with his Committee.

**GEO. T. HARRIS,  
Golf Professional and Club Maker.**

---

No. 1017.

**Springfield House,  
Keresley,  
Nr. Coventry.**

Dear Sirs,

Some 18 months ago I purchased one of your Super Lawn Mowers, the opinion I formed at the time has been fully justified ; it is a sound engineering proposition and does all you claim for it. The reason I purchased it was that my man, who is an ex-Service man, found it far too exhausting to use the machines which I had in use, although they were of a well-known high-grade make. He was, I am pleased to say, quite capable of using your machine with comparative ease, and kept my lawns in quite good order.

I am extremely pleased with the machine. It is simple to adjust, extremely easy to work, and all parts are easily accessible.

Yours faithfully,

**ARTHUR NIBBETT, M.I.A.S.**

# The J.P. Super Lawn Mower

## LIST OF USERS.

**J.P. Super Lawn Mowers** are in use by several Local Government Authorities including :

LONDON COUNTY COUNCIL  
MANCHESTER CORPORATION

LEEDS CORPORATION  
WALSALL TOWN COUNCIL  
ETC., ETC.

**J.P. Super Lawn Mowers** are preferred by many Clubs. Among others by :

RICHMOND GOLF CLUB  
NORTH WALES GOLF CLUB  
MID-SURREY GOLF CLUB  
EAST BRIGHTON GOLF CLUB  
TOOTING BEC GOLF CLUB  
MOOR PARK GOLF CLUB

LITTLESTONE GOLF CLUB  
WESTCLIFFE TENNIS CLUB  
BYFLEET TENNIS CLUB  
LOUGHTON CRICKET CLUB  
LENSBURY ATHLETIC CLUB  
BRADFORD BLIGHTY CLUB

**J.P. Super Lawn Mowers** have been supplied to many owners of great estates :

LORD ERSKINE  
LADY ABERCONWAY  
LORD TREOWEN  
SIR OSWALD WILLIAMS  
SUR.-GEN. G. W. STEVENSON, C.S.I.  
RT. HON. EARL OF CHICHESTER

SIR WILLIAM PURCHASE  
SIR STEPHEN LEECH  
COL. J. M. C. COLVIN  
LT.-CMDR. D. C. LANG, R.N.  
REAR-ADMIRAL R. NUGENT  
LADY EVELYN DRUMMOND

**J.P. Super Lawn Mowers** have been sent to :

ARGENTINE  
MALAY STATES  
CEYLON  
CALIFORNIA  
INDIA  
AUSTRALIA

BURMAH  
CHINA  
FRANCE  
PERU  
CHILI  
SINGAPORE

MOROCCO  
BRITISH EAST AFRICA  
SOUTH AFRICA  
SIAM  
SWEDEN  
NEW ZEALAND

**J.P. Super Lawn Mowers** famous the world over as the British Engineer-built Machine.

# **The J.P. Super Lawn Mower**

**An indispensable aid  
to lawn perfection.**

---

---

**A**NYONE who has read the description of the **J.P. Super Lawn Mower** must be impressed with its outstanding excellence.

British Engineer-built, of steel and aluminium, it is designed to give maximum efficiency in service.

Accurately cut gears enclosed in an oil-bath, and ball bearings to all working parts ensure speed with ease.

The rotary cutter is easily detachable. The ledger blade secured to the frame by rustless screws, is double edged.

The simple handwheel adjustments secure perfect alignment always, and regulate closeness of cut.

Finely tempered steel blades ground to a scissors edge clip the tenderest grass cleanly.

The 12" Model is suitable for a lady's use.

The 16" Model can be worked by one man without any additional help.

Either Model can be fitted for close shaving if required, for Bowling Greens or other lawns needing extra close cutting.

Both models are stocked by the principal traders throughout the Kingdom.

**Ask the Local Stockist to give you a  
Demonstration on your own lawn.**